

Messy Play

Unleash the mess! Increase your child's confidence and develop their fine and gross motor skills by exploring fun, sensory and creative Messy Play.



FREE Library Membership



If you don't have a library membership, you can easily set one up online by following the link below.

townsville.spydus.com

citylibraries

What Libraries have to offer families

- ★ Families are welcome in the library! Libraries aren't the silent, dull places they used to be.
- ★ We have air conditioning, children's areas, toys, activities, the library collection, free Wi-Fi, computers/laptops, Booyah Café at Thuringowa.
- ★ Library membership is free
- ★ Borrow up to 25 items per library card for up to 4 weeks
- ★ Browse books, DVD's, CD's, magazines, audiobooks and Library of Things.
- ★ Online access to e-books, e-audios and e-magazines via BorrowBox and Libby apps.
- ★ Library locations: Thuringowa, Aitkenvale and Flinders Street, plus mobile library truck

The first 5 years last a lifetime

STORYTIME on StoryBox Library





Use your free library membership to access StoryBox Library.

This month we recommend “Anzac biscuits” by Phil Cummings.
Anzac Biscuits is a tender story of a family torn apart by war, yet brought back together through the simplicity of Anzac Biscuits.

Follow the link below to access StoryBox Library.

storyboxlibrary.com.au



Library Early Literacy Programs



Join us for all your favourite First 5 Forever Programs!

Bookings essential. Visit whatson.townsville.qld.gov.au

Tuesday at Townsville Stadium, Annandale

- ★ Toddler Time - 9am – 9:50am
- ★ Baby Rhyme Time - 10:30am – 11:20am

Wednesday at CityLibraries Thuringowa

- ★ Baby Rhyme Time - 9am – 9:50am
- ★ Toddler Time - 10:30am – 11:20am

Thursday at CityLibraries Thuringowa

- ★ Storytime - 9am – 10am & 10:30am – 11:30am

Messy Play Take Home Packs

- ★ Once a month, locations vary. See our Townsville CityLibraries Facebook page or What's On for more information.



We have also created a wide range of online sessions for you to enjoy from the comfort of your home.

Visit: <https://www.townsville.qld.gov.au/facilities-and-recreation/libraries/online-library-living>

The first 5 years last a lifetime

Messy Play activities contain food items



The following Messy Play activities contain food items. Please see recipes for ingredient list.

Slime

You will need:

- ★ 1 tablespoon Psyllium Husk (in bag provided) or Metamucil
- ★ 1 cup water
- ★ Optional - Food coloring

Method:

- ★ Whisk the psyllium husk into the water and add a drop of food colouring (optional).
- ★ Place bowl in microwave and cook on high for 2-3 minutes (actual time depends on microwave power) or until the goo is about to bubble over the sides of the bowl. Remove and stir.
- ★ Repeat heating for 2-3 minutes at a time. The more times this step is repeated the more rubbery the subslime will become.
- ★ Cool and play!

ANZAC Biscuit Sensory Play

You will need:

- ★ Oats
- ★ Flour
- ★ Water (optional)

Method:

- ★ Mix all ingredients together and have lots of fun.
- ★ Add water for a different texture.
- ★ This is a safe, super fun sensory experience for your little one.





Best 5 forever

APRIL 2021

citylibraries



We	Th	Fr	Sa
<p>7 OUTDOORS A great place for your child to explore and investigate.</p>	<p>1 Become a library member today. It's free! JOIN ONLINE</p>	<p>2 Check out the Autumn School Holiday Guide</p>	<p>3 Sing: Little Peter Rabbit </p>
<p>14 Play dress up with your little one today!</p>	<p>8 Give your little one time to respond when you are talking together. It might be a gurgle but it is an important step towards language development.</p>	<p>9 Baby Rhyme Time, Toddler time and Storytime sessions are on at Townsville Stadium and Thuringowa Library Click to book.</p>	<p>10 Tip for reading - Position you and your baby so you can see each other and the book!</p>
<p>21 Read a book with the colour YELLOW today!</p>	<p>15 Check out our Library of Things! You can borrow telescopes, instruments, board games and more!</p>	<p>16 It's easier and quicker for your little one to learn when you slow right down and sing it again and again.</p>	<p>17 Did you know? In the first years of life a human brain develops at its fastest.</p>
<p>28 Watch Baby Rhyme Time, Toddler Time or Storytime from the comfort of your own home here.</p>	<p>22 Talk, play, sing, read so that growing brains get what they need!</p>	<p>23 TIP: Be prepared to sing favourite songs over and over again</p>	<p>24 90% of a child's brain development happens in the first 5 years.</p>
	<p>29 Get a personalized First 5 Forever tip for your little one! Sign up here.</p>	<p>30 LIKE the CityLibraries Townsville Facebook page </p>	



, read ★ any place, any time





Monthly First 5 Forever Tip Calendar

- ★ Each month we create a calendar of early literacy tips, which is included in our e-newsletter.
- ★ To subscribe to our e-newsletter, visit: <https://www.townsville.qld.gov.au/enews>

Su	Mo	Tu
<p>4 Have an Easter Egg hunt! Use lots of describing words like hiding, finding, under, inside, behind, on top, left, right, closer, etc.</p> <p>11 Babies need words every day! Talk about what you are doing/what you can see!</p> <p>18 Check out this article – Raising a Reader https://www.slq.qld.gov.au/blog/raising-reader</p>	<p>5 Watch this book on StoryBox Library: The Great Rabbit Chase</p> 	<p>6 Parent Information session TODAY! Sleep for Children over 6 months – Aitkenvale Library 9.30am. Click to book.</p> <p>13 Reserve a book from the library collection. View the catalogue</p>
<p>25 Watch ANZAC Ted on StoryBox Library</p> 	<p>19 Collect a Messy Play Take Home Pack TODAY at Aitkenvale Library from 9am until we run out!</p> <p>26 Find things around the house that start with the letter C</p>	<p>20 Involve your little one in a cooking experience today!</p>  <p>27 Go for a walk outside. Can you see or hear any animals? What animals might live in this habitat</p>

Paddle pop photo frame

Use the paddle pop sticks, collage material and ribbon to make a photo frame for a special person in your life.

You might like to cut up an old magazine to add to your frame.

You will need glue for this activity.

Great opportunity for your child to retell the story of the photo they choose for their frame.



Slime – see recipe in booklet

Slime is a fun sensory activity. Slime can be enjoyed by children of all ages and can assist in the development of both cognitive and fine motor skills.

Use words like gooey, slimy, sticky.



Play is one of the most effective ways to support your child's learning.

ANZAC Biscuit Sensory Play



The Anzac Biscuit sensory play is great for all ages, especially for those little ones who love to put everything into their mouths.

To further the conversation talk about the texture and smell.

You might like to add water or utensils to this activity.



Song time: The Grand Old Duke Of York



**Oh, the grand old duke of York,
He had ten thousand men.**

(Bounce little one on lap)

**He marched them up to the top of the hill,
Then he marched them down again.**

(Lift little one up and down)

And when they were up, they were up.


And when they were down, they were down.

(Lift little one up then back down)

And when they were only halfway up,

They were neither up nor down.

(Lift little one halfway, then up and back down)



Song time: If you're happy and you know it



If you're happy and you know it clap your hands
If you're happy and you know it clap your hands
If you're happy and you know it then you really ought to show it
If you're happy and you know it clap your hands

If you're happy and you know it shake your legs
If you're happy and you know it shake your legs
If you're happy and you know it then you really ought to show it
If you're happy and you know it shake your legs

If you're happy and you know it bounce around
If you're happy and you know it bounce around
If you're happy and you know it then you really ought to show it
If you're happy and you know it bounce around

If you're happy and you know it wave goodbye
If you're happy and you know it wave goodbye
If you're happy and you know it then you really ought to show it
If you're happy and you know it wave goodbye

