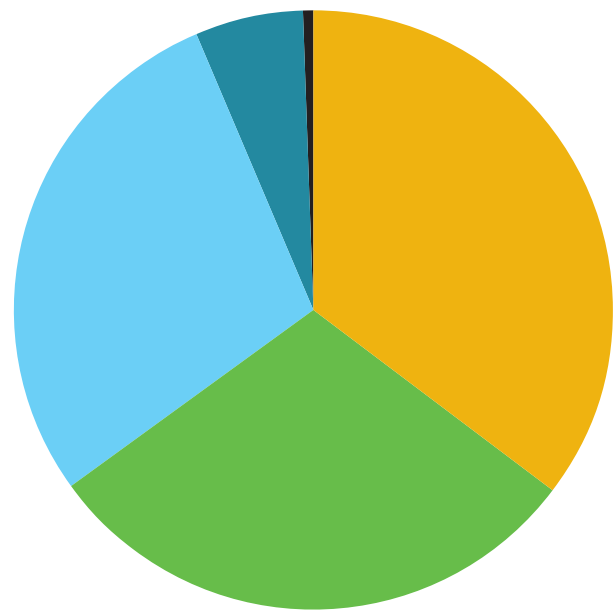


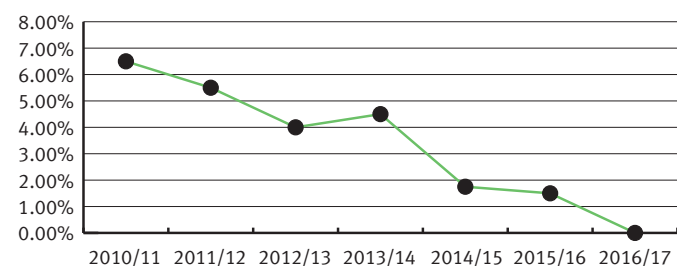
COUNCIL OPERATING EXPENDITURE

\$386.54M



Employee and Contract labour	\$136.22M
Materials and Services	\$115.56M
Depreciation	\$110.75M
Finance Costs	\$22.91M
Other	\$1.10M

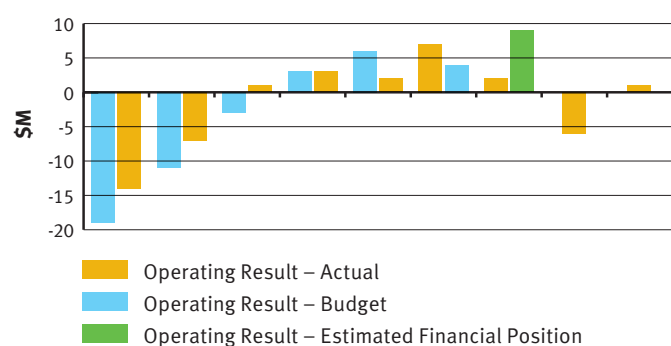
TOTAL RATES AND UTILITY CHARGES ANALYSIS




■ % Change in net rates and utility charges (after discount)

* Calculations based on an average owner occupier under a standard plan arrangement.
* 2009/10 – Rate in dollar and utility charges averaged to account for east and west charging mechanisms.

SURPLUS/DEFICIT ANALYSIS

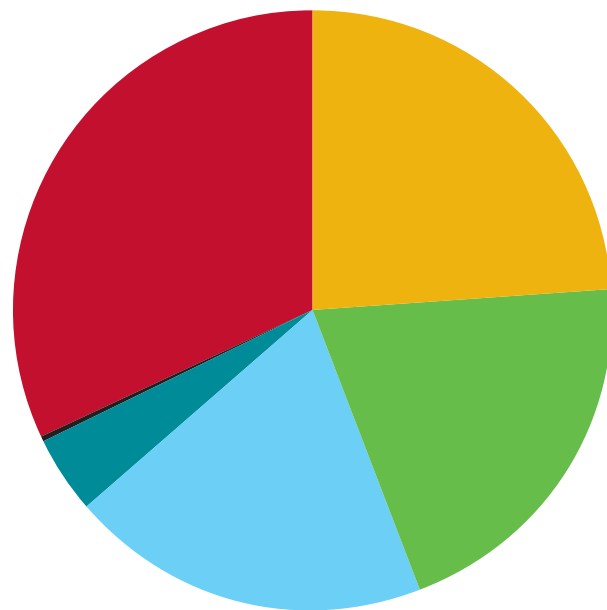


■ Operating Result – Actual
■ Operating Result – Budget
■ Operating Result – Estimated Financial Position



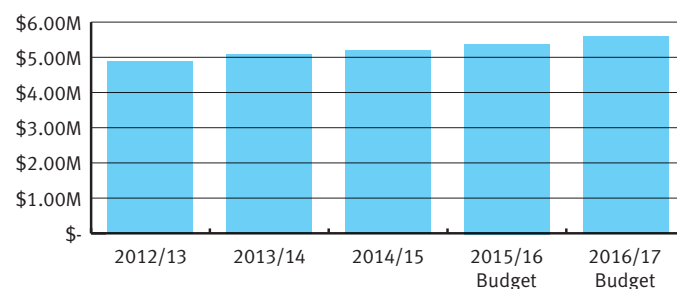
COUNCIL TOTAL BUDGET

\$568.34M

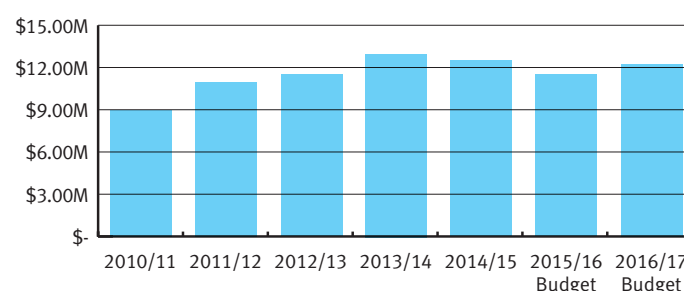


Employee and Contract labour	\$136.22M
Materials and Services	\$115.56M
Depreciation	\$110.75M
Finance Costs	\$22.91M
Other	\$1.10M
Capex	\$181.80M

PENSION RATE CONCESSIONS



ELECTRICITY COSTS



TOWNSVILLE CITY COUNCIL **2016/2017** **BUDGET**

AT A GLANCE

There is an overall rise in rates and charges of 0%, which converts to \$0 a week or \$0 a year for a typical residential property with a valuation of \$161,000 opting for standard water plan.

The general rate increase will be 0%.

Rate charges breakdown:

SEWERAGE

Residential sewerage charge remains » \$759 (0% rise)

WATER

Standard water plan (772kl allocation) » \$739 (0% rise)

Excess water charge » \$2.83 (0% rise)

Water Watcher fixed service charge » \$337 (0% rise)

Kilolitre rate » \$1.35 (0% rise)

WASTE

Waste charge » \$234 (0% rise)



WHERE YOUR RATES GO

For every \$100 of your rates, Townsville City Council delivers a range of services:



\$19.93	Water Services
\$18.70	Roads & Transport Management
\$16.82	Community & Cultural Services
\$15.08	Wastewater Services
\$12.27	Open Space Management
\$6.10	Solid Waste Management
\$5.43	Planning & Development
\$3.72	Drain & Stormwater Management
\$1.54	Environment & Sustainability Services
\$0.41	Coastal Facilities
TOTAL \$100	

MAJOR PROJECTS

- » \$21.1M – CBD Utilities Upgrade replacing inner-city water, sewerage infrastructure
- » \$5M – stage 2 Townsville Recreational Boating Park
- » \$3.68M – advanced planning for proposed Haughton Pipeline duplication for city's water security
- » \$4.135M – Southern Suburbs Rising Main to upgrade services to support new development on southern side of Ross River
- » \$3.27M – design of Stage 1A of Waterfront Promenade along Ross Creek from the George Roberts Bridge to the Museum of Tropical Queensland

ROADS AND TRANSPORT

- » \$31M – capital projects on local roads including intersection upgrades, reconstruction, reseals and overlays of 129 streets
- » \$1.38M – bus stop upgrades
- » \$1.2M – footpath upgrades includes next stage of Marine Drive project at Bushland Beach
- » \$472,000 – black spot funding for three of Townsville's worst intersections
- » \$435,000 – traffic signals renewal, guide posts, road signage
- » \$180,000 – Mt Stuart Road bridge improvements

MAINTENANCE

- » \$61.1M – roads and transport management maintenance including pot hole repairs, footpaths, traffic signals, bridge repairs
- » \$40.1M – parks and open spaces: mowing, upkeep of 330 parks
- » \$12.1M – drain and stormwater management maintenance of drains, pipes, culverts
- » \$1.35M – coastal facilities: boat ramps, six stinger nets, beaches, tide gates

DRAINAGE

- » \$3.2M – realignment underground stormwater drains on Lamington Street, Greer Street and Ingham Road
- » \$1.3M – Sturges Street drainage reconstruction
- » \$5M – kerb and channel replacements in 33 streets
- » \$65,000 – drainage pit grate and grid replacement

WATER NETWORK

- » \$1.2M – dam infrastructure rehabilitation
- » \$1.5M – water reservoirs rehabilitation
- » \$3.5M – water services rehabilitation between mains and meters
- » \$9.2M – small/large diameter mains rehabilitation

WASTE WATER NETWORK

- » \$2.1M – North Ward pump station upgrade
- » \$3M – sewer construction and rehabilitation
- » \$2.1M – plant renewals treatment
- » \$2.2M – Jensen main
- » \$1.9M – sewage pump station and rising main to service Stockland Shopping Centre
- » \$1.4M – pump station upgrades and renewal
- » Waste
- » \$3M – new transfer station at Stuart landfill;
- » \$11.9M – landfills and transfer stations operation
- » \$575,000 – Picnic Bay landfill (interim cap and detailed design of rehabilitation plan)

WASTE AND RECYCLING SERVICES

- » \$10.4M – kerbside residential waste and recycling collections

SAFETY AND SECURITY

- » \$2M – security measures, including security/surveillance strategy, patrols, security of council property, network upgrades
- » \$2.47M – animal management
- » \$1.275M – lifeguards
- » \$809,000 – mosquito control including aerial spraying program
- » \$1.15M – food safety, public health

COMMUNITY AND CULTURAL

- » \$5.59M – pensioner concessions on general rates
- » \$300,000 – Pensioner Public Transport Subsidy
- » \$2.151M – Community Grants Scheme
- » \$1.1M – Libraries Lifelong Learning programs
- » \$893,000 – recreation and sporting activities
- » \$2.2M – year-round calendar of events, including T150 celebrations
- » \$5.3M for sports facilities including Townsville Stadium, Tony Ireland Stadium, Riverway sport ground

SUSTAINABILITY AND ENVIRONMENT

- » \$5.74M – Creek to Coral, water and energy sustainability, coastal management, land protection, bushfire management, environmental education

PLANNING, ECONOMIC DEVELOPMENT

- » \$1.1M – projects to promote jobs and investment in the CBD
- » \$540,000 – strategic planning for CBD water, sewerage, waste and transport services
- » \$740,000 – Townsville Enterprise