


THE PERCIVALS 2022

23 APRIL – 3 JULY

INTERACTIVE GUIDE



THE PERCIVALS 2022

23 APRIL– 3 JULY

INTERACTIVE GUIDE

The Percivals are nationally recognised portraiture exhibitions which include the *Percival Portrait Painting Prize*, the *Percival Photographic Portrait Prize* and the *Percival Animal Portrait Prize*. Entries in both the painting and photographic exhibitions are open to all local, national, and international artists. The entries received are greatly varied, including both digital and film photography, and acrylic, oil, and watercolour paint, which incorporate portraiture in its myriad of forms.

The Percivals aims to promote excellence within the genre of portraiture.

Hyperrealism vs Abstraction

Photorealism is characterised by detail, precision, and clarity, with artists striving to create artworks that look as photographic and as lifelike as possible. Born out of photorealism, hyperrealism focuses on high fidelity realism, while exploring emotion and narratives further than photorealism.

In contrast, **Abstraction** does not attempt to represent an accurate picture of reality, but instead focuses on shapes, colours, marks, movement, and forms to communicate feeling.

ACTIVITY

Find an example of an abstract work and an example of a hyperrealistic work in the exhibition.

- How does each portrait communicate about the sitter?
- How are these different techniques successful?
- Which technique do you prefer and why?

Image Top Right:

Elizabeth Barden, *TUKUIAP (Sisters)* [detail], 2021, oil on linen, 76 x 76 cm. Finalist in the **Percival Portrait Painting Prize 2022**. Perc Tucker Regional Gallery, Townsville.

Image Bottom Right:

Rehgan De Mather, *All That You Can't Leave Behind, but Probably Should [2020 Vision]*[detail], 2021, acrylic spray enamel and oil stick on canvas, 122 x 200 cm. Finalist in the **Percival Portrait Painting Prize 2022**. Perc Tucker Regional Gallery, Townsville.



Become a Judge

On your own or working together with friends, choose a winning artwork. What criteria will you use to decide on the best artwork? Record your winner and justification below.

Title

Artist

Remember to have your say in the People's Choice Award!
Will you vote for the artwork your group selected?

**Find more information on how to
vote at the end of this guide!**

Criteria

•

•

•

•

•

Setting

Some artists choose to use detailed environments in the background of their portraits while others choose a plain background. You can learn about a subject from their environment, picking up clues about their character. With plain backgrounds, limited information is given to interpret the sitter, and instead you are led to focus on other aspects such as expression, pose, and gaze.

ACTIVITY

Find two artworks in the exhibition with different backgrounds.

Compare these artworks:


- What does your eye focus on in each work?
- What do the background choices tell you about the subject?
- What mood or feeling does each portrait evoke?

Image Top Right:

Kellie Leczinska, *Stephen Coburn and Ashalina – the rescue greyhound*, 2022, digital photographic print, 73 x 110 cm. Finalist in the **Percival Photographic Portrait Prize 2022**. Perc Tucker Regional Gallery, Townsville.

Image Bottom Right:


Cassandra McMahon, *Beverly Dawn* [detail], 2021, digital photographic print, 41 x 30 cm. Finalist in the **Percival Photographic Portrait Prize 2022**. Perc Tucker Regional Gallery, Townsville.



Drawing Activity 1

Ask a friend or a partner to select an artwork in the exhibition without your knowledge. Allow your partner to position you with your back to the selected artwork. Have your partner describe the artwork to you whilst you draw exactly what is described in the space below. Feel free to ask your partner questions about the artwork as you draw.


When finished, view the selected artwork. How is your drawing similar? How is it different? Did you find this process easy or difficult and why? Swap roles and select an artwork for your partner to draw and complete the process again.



Drawing Activity 2

With a friend or partner, find a place to sit or stand facing each other at a comfortable distance. Draw each other simultaneously without looking at your paper. Focus on details and placement on the page.

When finished, have a look at your completed portrait. Which details of your sitter did you choose to highlight? Ask your partner to view their portrait. Which details did they choose to include?



Get Involved in The Percivals

SCHOOL TOURS

Free guided tours are available for school and community groups on Tuesdays - Fridays.

To book your gallery tour please email galleries@townsville.qld.gov.au with contact details, number of participants and preferred date and times.

Please note: Bookings are high during this period. We will try and accommodate your preferred date but may need to offer alternative dates and times based on availability.



VIRTUAL TOUR

Visit our website to view the exhibition from the comfort of your own home in our virtual tour!

Start the virtual tour by scanning the QR code above or head to townsville.qld.gov.au/percivals



PEOPLE'S CHOICE AWARD

Have your say! Make sure you vote for your favourite Percivals artwork for the People's Choice Award.

Cast your vote online by scanning the QR code above.

Townsville City Council acknowledges the **Wulgurukaba** of **Gurambilbarra** and **Yunbenun, Bindal, Gugu Badhun** and **Nywaigi** as the Traditional Owners of this land. We pay our respects to their cultures, their ancestors and their Elders – past and present – and all future generations.

Image Front Cover:

Sid Pattni, *Self Portrait #2* [detail], 2020, acrylic on canvas, 143 x 121 cm. Finalist in the **Percival Portrait Painting Prize** 2022. Perc Tucker Regional Gallery, Townsville.

SOCIAL MEDIA


  @TownsvilleCityGalleries

 townsville.qld.gov.au/percivals

ACTIVITY BOOK

Collect a FREE Percivals Activity Book, designed especially for kids, from Perc Tucker Regional Gallery.

Or head to our website by scanning the QR code below to download a copy to print at home!



WORKSHOPS

There will be a number of workshops on offer during *The Percivals*. Collect a Public Programs Guide from the Gallery or keep an eye on What's on Townsville, Facebook, or Instagram to find out more!

 (07) 4727 9011
 galleries@townsville.qld.gov.au
 townsville.qld.gov.au/percivals
 Townsville City Galleries
 TownsvilleCityGalleries

Perc Tucker Regional Gallery opening times:
Tues-Fri 10am-5pm, Sat-Sun 10am-1pm

Perc Tucker Regional Gallery
Cnr Denham and Flinders St
Townsville QLD 4810

