

Messy Play

Unleash the mess! Increase your child's confidence and develop their fine and gross motor skills by exploring fun, sensory and creative Messy Play.

first5
forever



first5forever.org.au

The first 5 years last a lifetime



Queensland
Government

Acknowledgement of Country



Here is the land

(arms wide open)

And here is the sky

(arms pointing towards the sky)

Here are my friends

(arms out to the group)

And here am I

(point to self)

We thank the Bindal and the Wulgurukaba people,

For the land on which we live and play.

We promise to care for it every single day.



Opening Song: "The Hello Song"



Hi, hello and how are you?

(wave to each other)

How are you? How are you?

Hi, hello and how are you?

How are you today?



Free library membership



If you don't have a library membership,
you can easily set one up online
by following the link below.

townsville.spydus.com

citylibraries

The first 5 years last a lifetime





Queensland
Government

STORYTIME: StoryBox Library



Use your library membership to access StoryBox Library.
This month we recommend “A walk in the bush”.
Follow the link below to access StoryBox.

storyboxlibrary.com.au



The first 5 years last a lifetime

Programs are back!



Join us for all your favourite First 5 Forever Programs! Bookings essential. Visit <https://whatson.townsville.qld.gov.au/>

Tuesday at Townsville Stadium, Annandale

Toddler Time - 9am – 9:50am

Baby Rhyme Time - 10:30am – 11:20am

Wednesday at Townsville Stadium, Annandale

Baby Rhyme Time - 9am – 9:50am

Toddler Time - 10:30am – 11:20am

Thursday at CityLibraries Thuringowa

Storytime

Session 1 - 9am – 10am

Session 2 - 10:30am – 11:30am (from 28 January)



Your favourite staff have also created a wide range of online sessions including Baby Rhyme Time, Toddler Time and Storytime for you to enjoy from the comfort of your home. Visit: <https://www.townsville.qld.gov.au/facilities-and-recreation/libraries/online-library-living>

The first 5 years last a lifetime

MESSY PLAY ACTIVITIES CONTAIN FOOD ITEMS



The following Messy Play activities contain food items. Please see recipes for ingredient list.

Playdough recipe

You will need:

2 cups plain flour
1 cup of salt
4 tablespoons of cream of tartar (optional)
2 tablespoons of cooking oil
Food colouring
2 cups of boiling water

Method:

Put all the ingredients in a large bowl and mix. As soon as it starts to bond together and is hard to mix, take it out of the bowl throw it on a board and knead until it takes on the look and consistency of play dough. It will be hot when you take it out of the bowl so be careful.

Pasta Necklaces

You will need:

Pasta
Food colouring
Zip Lock Bags
Newspaper

Method:

Place pasta into a zip lock bag. Put in about a teaspoon of food colouring. Seal the bag and shake it around until the pasta is completely coated in colouring. Add more colouring if required. Allow to sit in the bag for about 5-10 minutes to let the colour sink in. Pour contents out onto some old newspaper and leave to dry overnight.

Vegemite Sandwich Playdough time!



The malleable properties of play dough make it fun for investigation and exploration as well as building up strength in all the tiny hand muscles and tendons, making them ready for pencil and scissor control later on.

Use words like rolling, poking, squishing, cutting, patting.

Ask your child what they can smell and feel.



Make an Aussie game



Create an Aussie game for the whole family to enjoy.


Inside your pack is a base for your game.

Ask your child what game they would like to create, what they will need to create it and what are the rules for their game.

Games with rules will not only help your child learn about rules and how to make sense of the world, but due to the highly social nature of games they learn social skills such as sharing and understanding another's perspective.

Great opportunity for family time!

Little ones learn best from the special people in their lives.



Pasta necklaces

Pasta necklaces are a cheap, fun activity to do with your child. It's a great activity to develop fine motor skills and hand – eye coordination.

Use words like pinch, thread and pull.

Making a new brain connection takes 400 repetitions, but when learning through play it only takes 12 repetitions.



Marsupial Song (tune of Frere Jacques)



Cuddly Koalas, Cuddly Koalas

(Give a cuddle)

Possums too, Possums too,

(Make ears with both hands behind head)

Wallabies and wombats, wallabies and wombats

(Bounce baby up and down and make digging movement)

Kangaroos, Kangaroos

(Bounce baby up and down)



“If you’re happy and you know it”




If you’re happy and you know it clap your hands
If you’re happy and you know it clap your hands
If you’re happy and you know it then you really ought to show it
If you’re happy and you know it clap your hands

If you’re happy and you know it shake your legs
If you’re happy and you know it shake your legs
If you’re happy and you know it then you really ought to show it
If you’re happy and you know it shake your legs

If you’re happy and you know it bounce around
If you’re happy and you know it bounce around
If you’re happy and you know it then you really ought to show it
If you’re happy and you know it bounce around

If you’re happy and you know it wave goodbye
If you’re happy and you know it wave goodbye
If you’re happy and you know it then you really ought to show it
If you’re happy and you know it wave goodbye



The first 5 years last a lifetime