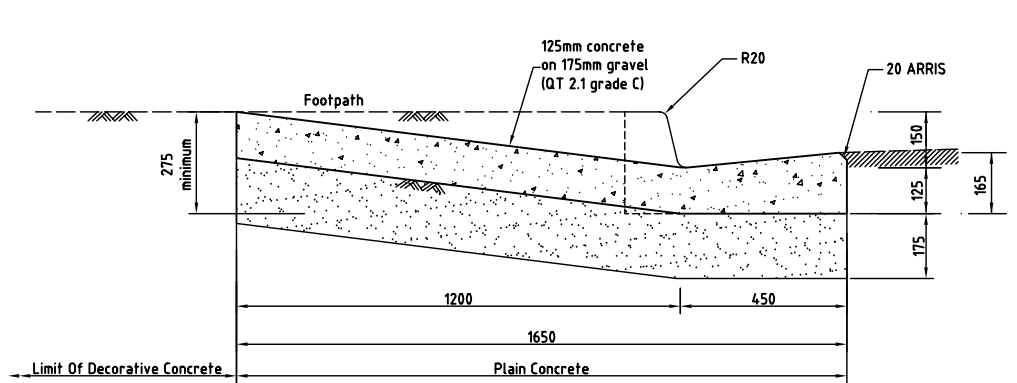
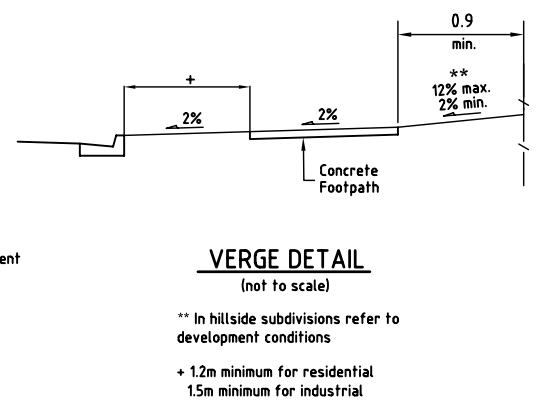
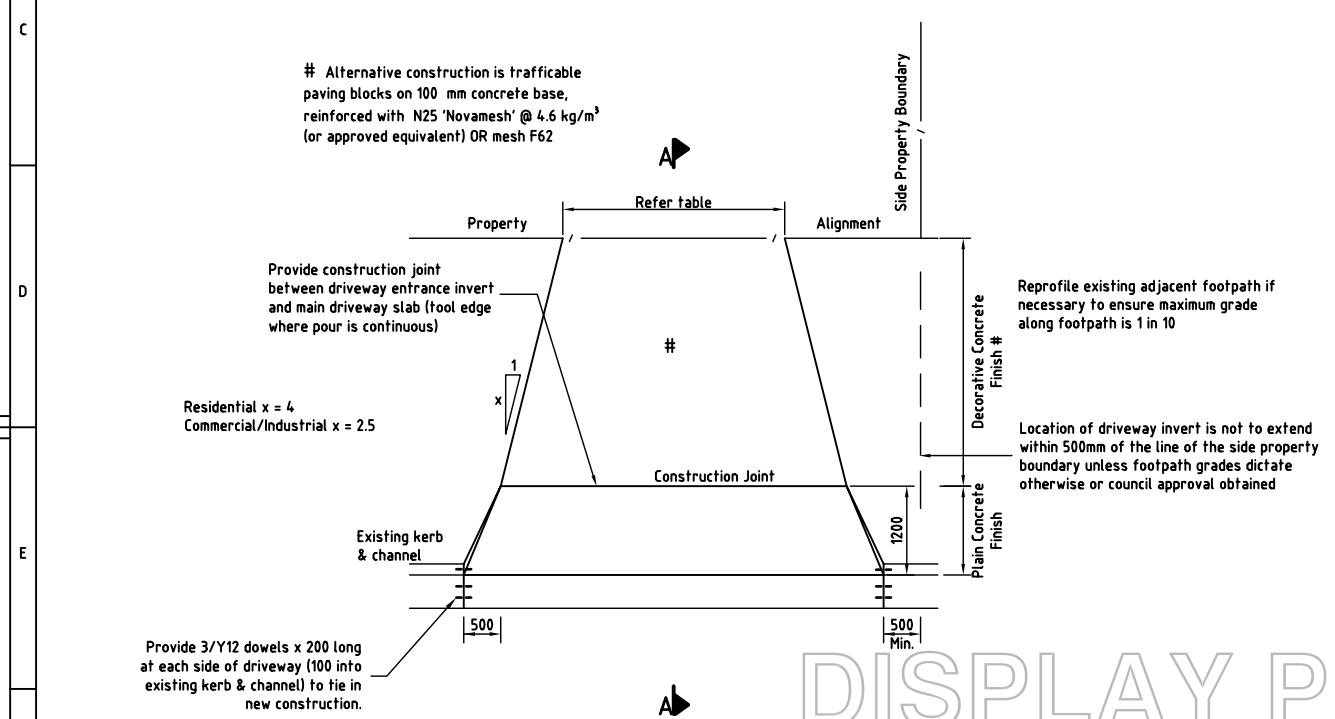


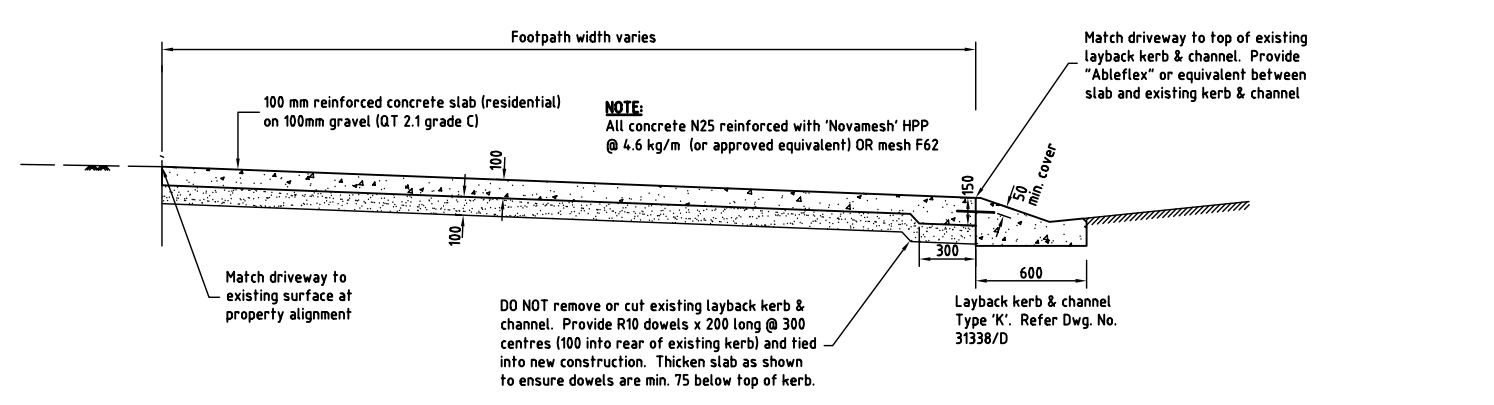
SECTION A AT BARRIER KERB & CHANNEL
(1:20)



KERB TYPE 'B'
DRIVEWAY ENTRANCE INVERT

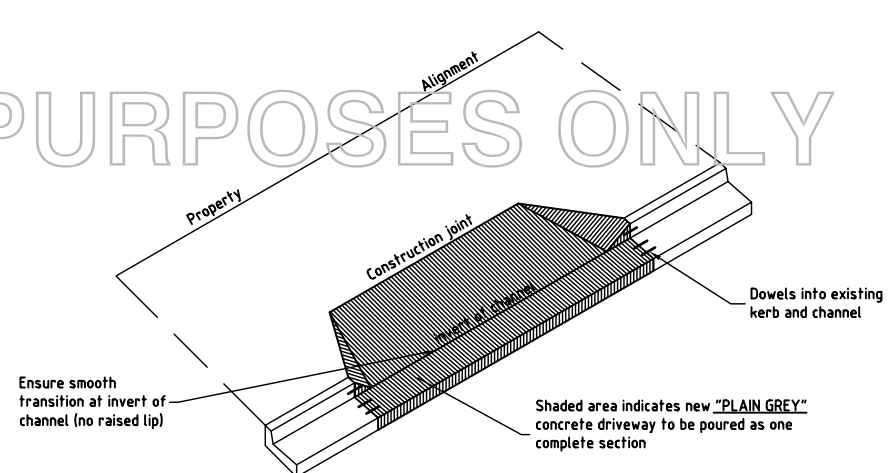


PLAN - BARRIER KERB & CHANNEL
(1:50)



TYPICAL SECTION AT LAYBACK KERB & CHANNEL TYPE 'K'
(1:20)

DISPLAY PURPOSES ONLY



PERSPECTIVE VIEW OF DRIVEWAY TYPE 'B' IN BARRIER KERB & CHANNEL TYPE 'A'
(not to scale)

WIDTH OF ACCESS AT PROPERTY ALIGNMENT


	One way access	Two way access
Dwellings and Dual Occupancy	3000 min. 6000 max.	N/A
Multiple Dwellings	3500 min. 4500 max.	5000 min. 6000 max.
Commercial	4000 min. 5000 max.	7000 min. 9000 max.
Industrial	N/A	7000 min. 10000 max.

NOTE: This table to be read in conjunction with Townsville City Council's Policy Guidelines for Design of Off-Street Carparks

NOTES:

- For BARRIER kerb & channel, remove existing section by saw cuts across existing kerb & channel both sides of driveway. Provide 3/Y12 dowels x 200 long at each side of driveway (100 into existing kerb & channel) to tie in new construction.
- For LAYBACK kerb & channel, DO NOT remove or cut existing kerb & channel. Provide R10 dowels x 200 long @ 300 centres (100 into rear of existing kerb and min. 75 below top of kerb) and tied into new construction (refer typical section for slab thickening details).
- Maintenance of the driveways are the responsibility of the property owner.
- Any decorative finish shall cease at the construction joint with Type B driveway entrance invert.

ZONE	REF.	REVISIONS	BY	CKD.	DATE	ZONE	REF.	REVISIONS	BY	CKD.	DATE
E		Concrete notes amendment	EJC	RCC	22/4/04						
D		General Note Amendment	PAR	RAH	20/5/03						
C		Perspective view added and dowels amended	PRZ	RAH	28/3/01						
B		Notes amended	PRZ	RAH	7/6/00	G		Decorative / Plain Concrete Limits Added	GRP	RCC	30/7/04
A		Notes and bedding details amended	PRZ	JDT	21/9/99	F		Changes made to location of driveway invert	EJC	RCC	14/7/04



ASSOCIATED DRAWINGS
31338/D

LEVEL DATUM: --
CAD INDEX NO.: 260

NORQEB: TELSTRA

CITIWORKS
TOWNSVILLE

APPROVED

DES. --
DRN. PKL
SD. DW
ENG. KGP

original signed by R. Plant 29/9/99
MANAGER - CITIWORKS

original signed by R. Neunhoffer 29/9/99
DESIGN ENGINEER

ROADWORKS STANDARD DRAWING DRIVEWAY ENTRANCE

DATE: Oct. '97
M/FILM: as shown
SCALE: as shown
DRAWING NO.: 46399/G
A1