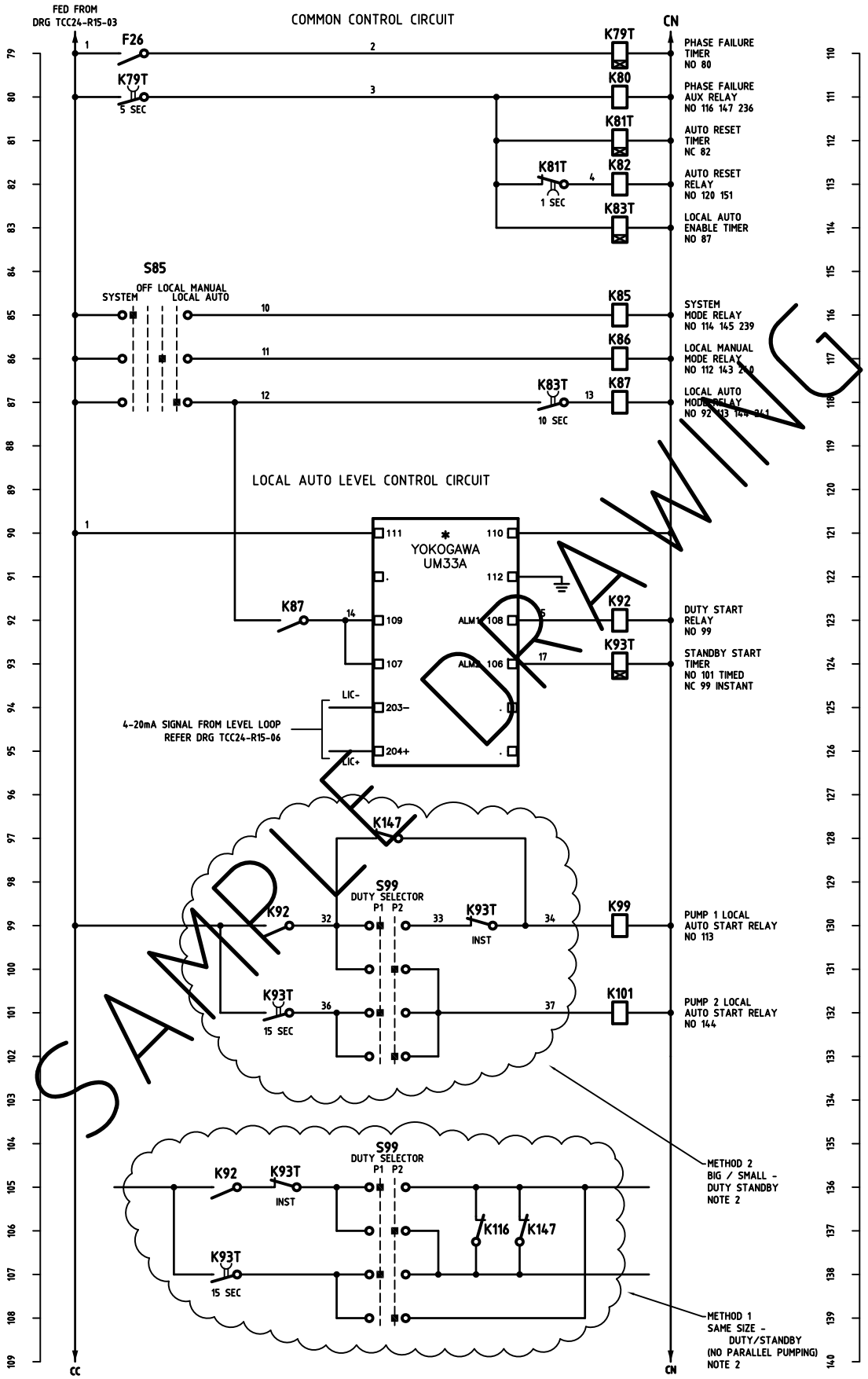

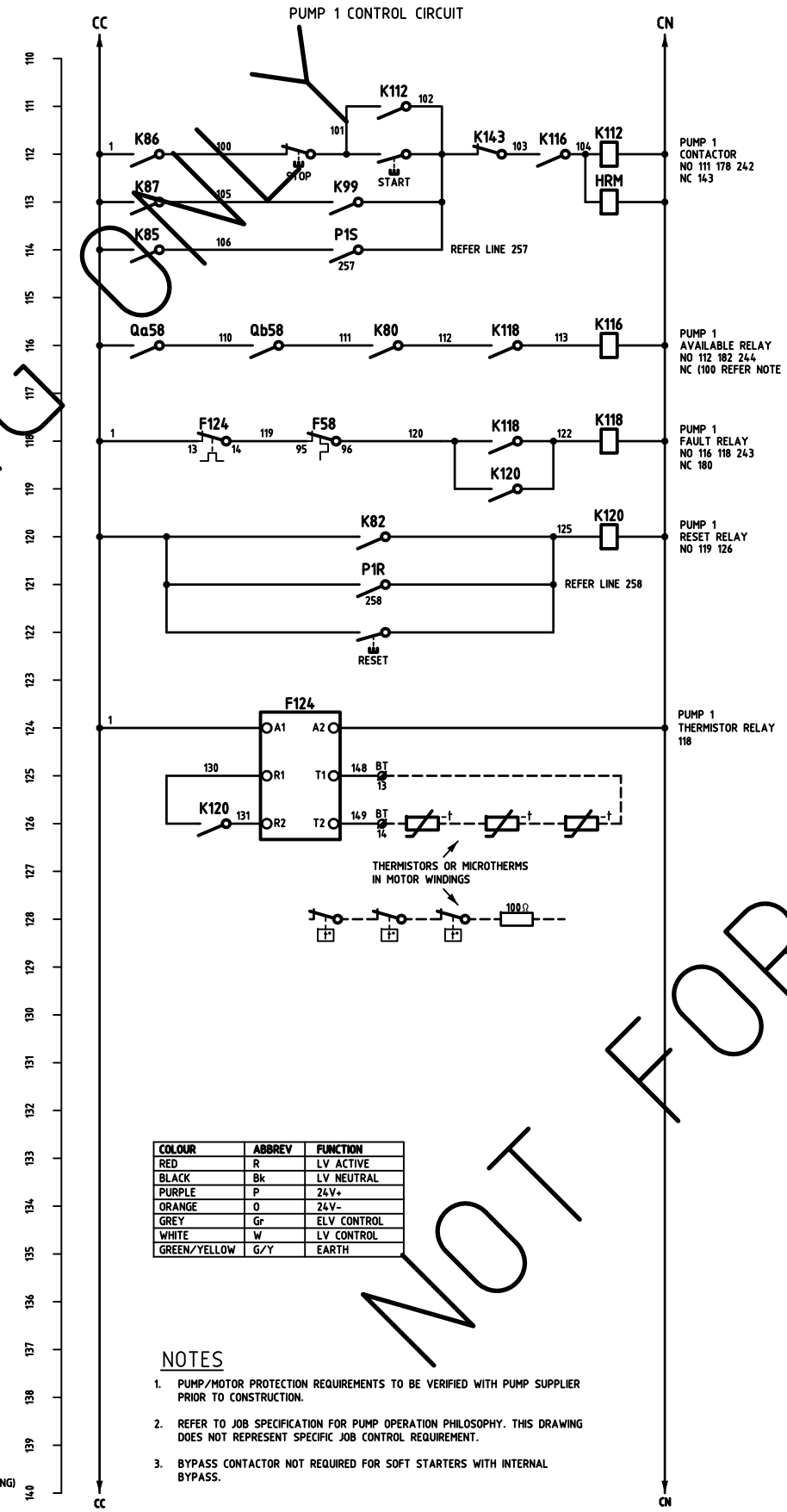

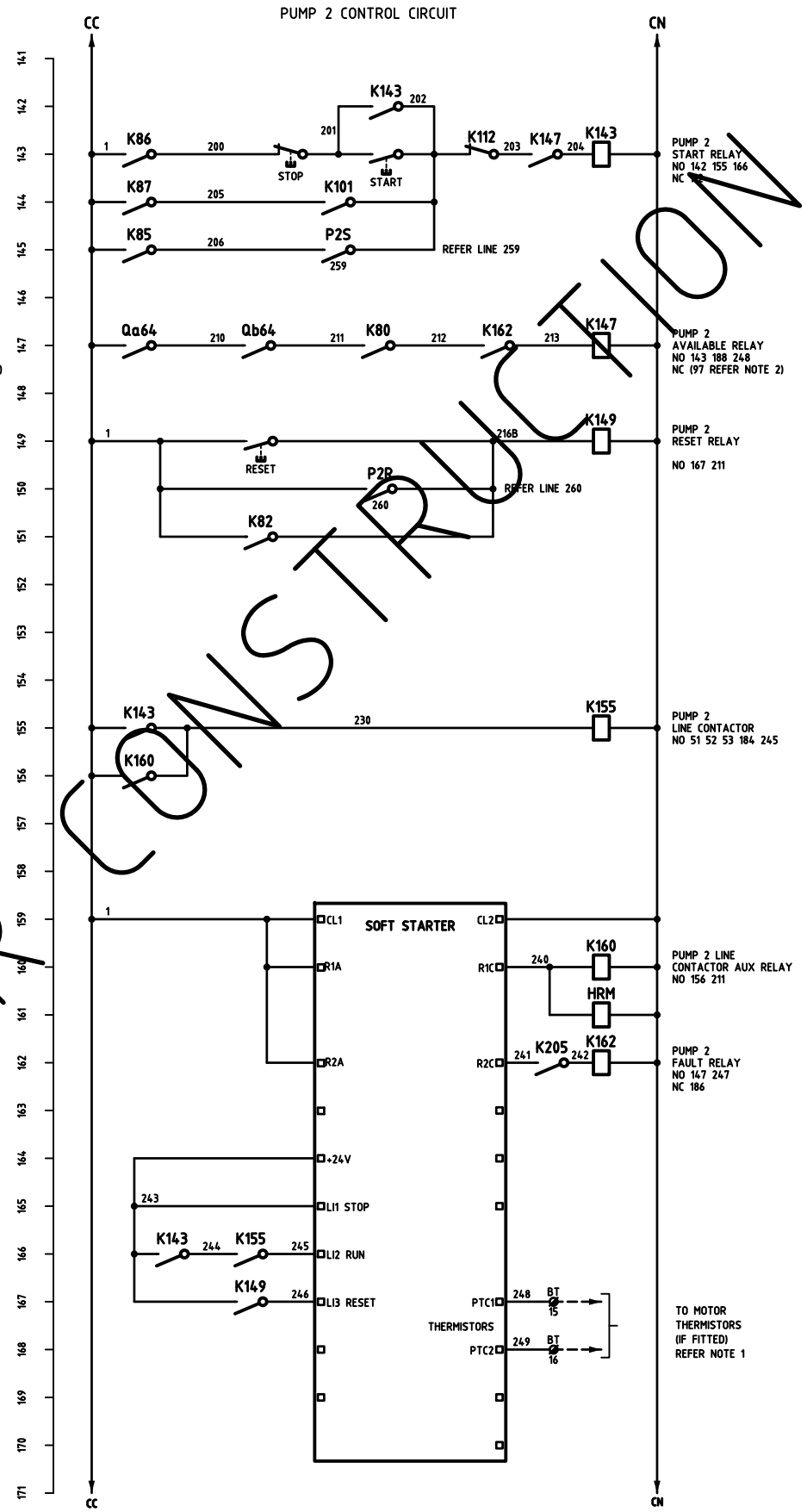

COLOUR	ABBREV	FUNCTION
RED	R	LV ACTIVE
BLACK	Bk	LV NEUTRAL
PURPLE	P	24V+
ORANGE	O	24V-
GREY	Gr	ELV CONTROL
WHITE	W	LV CONTROL
GREEN/YELLOW	G/Y	EARTH

NOTES

1. PUMP/MOTOR PROTECTION REQUIREMENTS TO BE VERIFIED WITH PUMP SUPPLIER PRIOR TO CONSTRUCTION.
2. REFER TO JOB SPECIFICATION FOR PUMP OPERATION PHILOSOPHY. THIS DRAWING DOES NOT REPRESENT SPECIFIC JOB CONTROL REQUIREMENT.
3. BYPASS CONTACTOR NOT REQUIRED FOR SOFT STARTERS WITH INTERNAL BYPASS.

SAMPLE DRAWING ONLY NOT FOR CONSTRUCTION

ASSOCIATED DRAWINGS

TCC24-R15-03
TCC24-R15-05
TCC24-R15-06

NOTES

THIS DRAWING IS TO BE READ IN CONJUNCTION WITH STANDARD SPECIFICATION TCC24, THE JOB SPECIFICATION AND ANY DIRECTIONS FROM THE SUPERINTENDENT.

THIS IS A TYPICAL STANDARD DRAWING ONLY AND IS NOT INTENDED FOR CONSTRUCTION.

DESIGNED
DRAWN RXS 20.10.21 TCC
VERIFIED
APPROVED

LETTER	DETAILS OF AMENDMENT	APP'D	DATE
0	REDRAWN FROM TCC24-R14-05 WITH MINOR AMMENDMENTS	RXS	20.10.21

COPYRIGHT
THIS DESIGN IS NOT TO BE COPIED OR AMENDED WITHOUT WRITTEN PERMISSION FROM TCC

City of Townsville

THIS DRAWING SUPERSEDES TCC24-R14-04
RECOMMENDED
ACCEPTED

STANDARD SPECIFICATION TCC24 ELECTRICAL SCHEMATIC FOR TYPICAL WASTEWATER PUMP STATION

CONTROL CIRCUITS FOR DOL/SOFT STARTER UDING OPERATION METHODS 1 AND 2

A1 PROJ No. DRAWING STATUS: ISSUED

DRAWING No. TCC24-R15-04
ISSUE 0
SHEET No. 1 OF 2