

# RECYCLING AT HOME



Townsville



# Let's put it in the right bin

## QUESTION:

What is the difference between my red/green-lidded wheelie bin and my yellow-lidded wheelie bin?



This is a recycling bin and it is collected on the same day every fortnight.



These are general waste bins and are collected on the same day every week.

## QUESTION:

If I am unsure about whether an item can be recycled, what can I do to check? How can I tell what bin to put my rubbish in?

Look for these symbols on product packaging:



= You can throw this item into your yellow-lidded recycling bin.



= You can throw this item into your red-lidded or green-lidded rubbish bin.

**IF IN DOUBT, CHECK IT OUT**

[www.townsville.qld.gov.au](http://www.townsville.qld.gov.au) 1300 878 001



# Plastic problem? It's all in the numbers!

## **?** QUESTION: How do I know what plastics can be recycled?

Sometimes there can be a great deal of confusion when trying to determine if a piece of plastic can be recycled.

The easiest way to find out is to look for the number.

Any plastic items that contain one or more of these numbers or symbols can be placed into your yellow-lidded recycling bin.



In Townsville we recycle plastics numbered from 1-5.




# Don't Bag Your Recyclables!

## QUESTION:

Why can't we put our recyclables into plastic or garbage bags before they go into our yellow-lidded wheelie bins?

Recyclables are hand sorted in Queensland.

Staff working at recycling centres can't see hidden dangers such as broken glass or sharps.



## Handy Hint:

If you are worried about mess, line your recycling bin with old newspapers, catalogues or paper instead of using a plastic bag.

**NEVER  
BAG YOUR  
RECYCLABLES**



Items that are placed into bags before recycling will not be sorted. Instead, they will be sent directly to landfill.



# Contamination CATASTROPHE!

## QUESTION: Why do we need to be careful when recycling?

Contamination occurs when items are placed in the recycle bin which can not be recycled. Common contaminants include plastic bags, garden waste, clothing, food scraps and household rubbish. Contamination causes problems during the sorting of recyclables as well as affecting the ability of the item to be processed into new product.

Some recyclables such as scrap metal can be taken to 'cash for scrap' dealers or items such as clothing, furniture and toys can be donated to charity if in good condition. Green waste is another common contaminant but can make excellent compost for the garden.



**DANGER!**  
Contamination  
Risk

## Did You Know?

Many disposable paper coffee cups cannot be recycled.



Why? They are lined with plastic, which means they cannot be sorted properly.

Using your own mug is a great way to reduce waste.

# Recycling No-no's

DO NOT put  
these items into  
your yellow-lidded  
wheelie bin!



Food waste



Green waste



Liquids or chemicals



Polystyrene



Household rubbish



Toys

Clothes and toys  
can be reused by  
donating them  
to charities and  
op shops



Clothes



Dishwasher safe  
Kitchenware



Nappies

Plastic bags  
can be returned  
to the  
supermarket.



Plastic bags



## HOME COMPOST



Leaves



Palm fronds



Kitchen Scraps



Lawn clippings



Small branches

## YELLOW LID BIN



7



Aluminium, steel  
cans and foil trays



Empty milk and  
juice cartons



Pizza Boxes



Paper and cardboard



Certain plastics  
(with the recycling symbol)



Empty glass  
bottles and jars

**NEVER  
BAG YOUR  
RECYCLABLES**



- \* Remove lids from plastic bottles and glass items
- \* Check for a triangle symbol on items to ensure they are recyclable

## RED/GREEN LID BIN



Pyrex,  
ovenware,  
plates, cups or  
crockery  
(please wrap  
these up)



Nappies



Food waste  
(composting is  
a good way to get  
rid of organic  
scraps)



Polystyrene



Clothes



Green waste



Plastic bags  
and wrap  
(remember  
you can  
return these  
to your  
supermarket)



Toys

Clothes and  
toys in good  
condition can  
be recycled by  
donating them  
to charity

## TIP TRANSFER STATIONS




Bricks,  
concrete & soil



Furniture



White Goods



Large green  
waste



Tyres



E-waste and  
electronics

These get a free  
trip to the tip:  
Batteries, E-waste  
and electronics,  
cardboard, clean  
scrap metals, up to  
20L of waste oil.



IF IN DOUBT, CHECK IT OUT  
[www.townsville.qld.gov.au](http://www.townsville.qld.gov.au) 1300 878 001





# Let's help the helpers

The machinery being used in sorting and recycling facilities can cope with packaging, jars, and containers; however, it is important to think about the people who work there.

Items such as wire, rope, clothes, plastic bags, and polystyrene cause the machines to clog and malfunction or breakdown. This can result in serious danger to our workers.

Rinsing food containers helps to reduce vermin & odours.



## Important Safety Note:

Do not crush aerosol containers, as they can explode and cause serious injury. Just remove the plastic lid and place it in the recycling bin.




Crushing recyclables will give you more room in the bin, more room in the rubbish truck and help reduce fossil fuels burned in rubbish collection.



## The Scrunch Test *A+*

If a piece of plastic can be easily scrunched up or broken, then it probably can't be recycled. If you are still unsure, then throw it in your normal rubbish bin.

Examples of plastics that cannot be recycled include bubble wrap, plastic bags, lolly packets and meat trays made from foam.





# The Four R's

11

MOST PREFERABLE

**Reduce** - Can you purchase products with no or minimal packaging?

**Re-use** - Can you donate it, fix it or turn it into something new?

**Recycle & compost** - Can you put it in your yellow bin or home compost system?

**Recover** - Can you deposit it at designated tip transfer points, e.g. batteries, scrap metal, oils?

**Dispose** - of waste if there is no other alternative.

LEAST PREFERABLE

# Refuse to Use!

You don't have to put up with lots of packaging, junk mail and the like. You can make the choice to refuse it.

## QUESTION: How do I refuse to use something?

When you go to the supermarket, don't use plastic bags for your vegetables - they like to be free!

Take a reusable bag when you go shopping. You can refuse to use the plastic bags provided.

Think about products you buy that use a lot of packaging; are there alternatives that produce less waste?

Buy in bulk to cut down on packaging.



**NO JUNK MAIL** 

Put a 'No Junk Mail' sticker on your letterbox to prevent catalogues and other advertising material being placed inside.



# Reduce your Impact

## Did you know...

Each plastic bag we use is thrown away after approximately 12 minutes?

Plastic lasts a lifetime. That means that every piece of plastic that has ever been made **STILL EXISTS TODAY!**

Australians use nearly 7 billion plastic checkout bags each year.

Return your plastic bags to the supermarket for recycling to reduce your plastic impact, or use reusable 'green' shopping bags instead.

## How full is your bin?

Almost all of Townsville's household waste can be diverted away from landfill. If we recycle right and get smart about ways to manage our waste we could be left with as little as 21% in the bottom of the bin!



### Recycle

**30%** Paper & Cardboard, Plastic, Glass, Steel and Aluminium

### Reuse

**9%** Clothes, toys, furniture, e-waste and tools

### Compost

**40%** Organic Material

**Rubbish/  
Landfill 21%**

## DIY worm tube

Worm tubes are ideal for the natural disposal of organic waste. These feeding stations can be easily set-up on any site and make a great fertiliser for your garden while saving space in your bin.



### STEP 1



Use an empty 10L-20L plastic bucket with a lid. The lid stops flies, rodents and cockroaches entering the tube.



## STEP 2

Remove the base of the bucket, then drill or punch holes in the lower third of the bucket sides.

## STEP 3

Dig a hole in the garden and stand the worm tube inside. Push soil up around the bucket to cover the worm holes.

## STEP 4

Lift the lid and add some food scraps, tea bags, coffee grounds, or any other organic waste. Remember to put the lid back on!

### Items to avoid:

- Meat and dairy
- Junk food (also attracts ants)
- Citrus - it's toxic to worms!




### Worm tube-friendly food:

- Organic garden clippings
- Fruit and veg scraps
- Egg shells
- Tea and coffee grounds
- Shredded paper/newspaper

# CHAMPION RECYCLERS

Do you need a bigger yellow bin? **Congratulations!**

Call us to enquire about our new 360L recycle bin.



For more information:

- 📧 [enquiries@townsville.qld.gov.au](mailto:enquiries@townsville.qld.gov.au)
- 📞 Customer Service Centre on 1300 878 001.

**IF IN DOUBT, CHECK IT OUT**  
[www.townsville.qld.gov.au](http://www.townsville.qld.gov.au)  
1300 878 001

**#EcoTSV**

