



# TOWNSVILLE CITY COUNCIL

## Sport and Recreation Facility Strategy

2018-2028

PART C — Townsville's Top 11 Sports





Table of Contents

1. Introduction	1
2. Sport Report Key	2
2.1 Key data	3
3. Australian Football	4
4. Basketball	5
5. Cricket	6
6. Football / Soccer	7
7. Hockey	8
8. Netball	9
9. Oztag	10
10. Rugby League	11
11. Rugby Union	12
12. Tennis	13
13. Touch Football	14
14. Townsville’s Top 11 Sports Summary	15



Cover image: View of Townsville City from Castle Hill



This project was proudly completed by CPR Group, October 2018  
www.cprgroup.com.au  
PO Box 2092, Sunshine Plaza Qld 4558

Acknowledgement to Country

Townsville City Council would like to acknowledge the Bindal and Gurambilbarra Wulgurukaba peoples as Traditional Owners of the land on which our Council operates. We pay respect to Elders past, present and future and value the traditions, cultures and aspirations of the first Australians of this land. We acknowledge and hold in great significance the valuable contribution that Traditional Owners have made and continue to make within the Townsville community.

Contributions

The contributions and cooperation of Townsville City Council and the Townsville community throughout the strategy development process are gratefully acknowledged. Particular thanks are extended to the Townsville City Council Mayor, Councillors and Officers, and Advisors from Queensland Government Sport and Recreation Services, Townsville.



The Queensland Government provided \$29,975 to Townsville City Council to develop a 10-year sport and recreation facility strategy for Townsville City to enable Queenslanders to participate in sport and recreation activities.



# 1. Introduction

Part C of the Townsville City Council Sport and Recreation Facility Strategy 22018-2028 presents a collated summary for the 11 most participated in club-based sports in Townsville. The 11 most participated in club-based sports include AFL, basketball, cricket, football/ soccer, hockey, netball, rugby league, rugby union, tennis, touch football and OzTag.

Details of the current supply of sport and recreation participation spaces for these sports are presented along with the difference between current supply levels and the supply levels required to meet Townsville City Council's desired provisioning ratio.

The key on page two describes where the data provided for each sport was sourced and how it contributed to the calculations of under supply or over supply.



Greenwood Park







2.1 Key data

1 Townsville Participation

Clubs/Events

Data was provided by state sporting organisations which confirmed club survey responses and Council's sport and recreation department data. Events were included where appropriate.

Total participation

Where possible, participation data was sourced from the sport's peak body. Where data was provided at association level, the number may indicate only one association. Where figures were provided at association and club level, association participation was excluded to avoid a double count of participants. The most recent season used for most summer sports was 2018 while winter sports was 2017.

Percent of population

The number of club members expressed as a percentage of the total Townsville population. According to Council's population growth modelling, the expected population for 2016 was 192,114. This figure was used to calculate percentages.

Growth

The compound annual growth rate for the sport calculated from 2014 or 2015 to 2018. Where it was used, historic participation data was provided by state sporting organisations.

2 National Participation

National participation data was sourced from AusPlay survey results (January - December 2017, released 30 April 2018). AusPlay<sup>1</sup> is a national population tracking survey conducted by the Australian Sports Commission (ASC). The survey provides participation data to assist government and the sport sector to better understand the participation landscape and identify strategies to grow participation.

Recreational

National participation "recreational" describes the percentage of the Australian population who participate in organised or informal sport, in any way, at least once per year. AusPlay survey results provide statistics for adult participation (15 years and over) and child participation outside of school hours (0 to 14 years). For this report, a single figure has been calculated using 2017 ABS national population data for adults 15 years and over (19,962,232) and children 0-14 years (4,635,296).

Clubs

National club shows the percentage of the Australian population who participate in organised club or association sport. For this report, a single figure has been calculated using 2017 ABS national population data for adults 15 years and over (19,962,232) and children 0-14 years (4,635,296). This percentage can be directly compared to the population participation percentage in Townsville.

3 Provisioning

Provisioning spaces

The number of existing participation spaces for each sport. *One* participation space for a grass field sport is defined as being fully-lit and irrigated and capable of accommodating intensive participation. A field that is irrigated but not lit, lit but not irrigated or not lit and not irrigated cannot be used as intensively, and has therefore been counted as an appropriate fraction of *one* participation space. For sports played on hard courts, a similar calculation was applied, but only addressed lighting as hard courts do not require irrigation.

Provisioning participation

The percentage of the Townsville population expected to participate in a sport. Expected participation rates are based on the current percentage of the population who participate in a sport, the growth or decline in that sport and the national club participation percentage. The provisioning ratio calculation to determine the number of people per population able to be accommodated by one participation space uses the provisioning participation percentage to determine the number of total spaces required.

4 Required Participation Spaces

This chart provides a comparison between the number of existing participation spaces (yellow) and the number of required participation spaces (blue), based on the participation spaces required for a larger population at the specified provisioning participation percentage.

Future projections for Townsville's facility provision are compared against population projections for 2021 (green), 2026 (red) and 2031 (purple). Projected population figures have been provided by Council (204,750 by 2021, 219,457 by 2026 and 240,550 by 2031).

5 Prioritised Projects (Club Survey)

Within the club survey, clubs indicated their desired facility improvements for their primary facility. This table features those that have been prioritised by this strategy.

6 Suggested New Spaces

Potential new sport-specific participation spaces, either at existing parks or new park land as identified in the planning scheme.

7 Buildings

The buildings table references data provided from Council's building register and lists the building number and description within the parks used by the identified sport.

8 Participation Spaces

This table provides a list of known participation spaces for each sport. Clubs who share facilities show their use of the full space and then sharing is rationalised within the provisioning ratio calculation. Data indicating the number of spaces if lit and irrigated has been drawn from multiple sources including Council's sport and recreation department database, the club survey undertaken as part of this strategy and the parks stocktake (see Part B). Hours of use has been sourced from the club survey. The development potential of a club space combines stocktake and club survey information. Untenanted spaces observed during the parks stocktake have been noted as potential future spaces.

9 Leases

The leases table references data provided from Council's leases and licenses register and lists the lease or licence purpose, type and term within the parks being used by the identified sport.

10 New Spaces Required

The graph shows the current level of oversupply or undersupply for a sport. Future projections for 2021, 2026 and 2031 have also been included.

11 Improvements (Public)

As part of the public survey, community members were asked what facility improvements would increase their participation in sport and recreation. This pie chart displays the responses for people who selected the identified sport as the sport they participated in most.

12 Improvements (Club)

This pie chart provides the results of the club survey where clubs were asked to identify from a list the improvements those that were needed at their primary facility to meet their club's needs.

13 Club List

A list of clubs and associations offering a particular sport in Townsville.

1 <https://www.ausport.gov.au/information/ausplay>



3. Australian Football

Townsville Participation



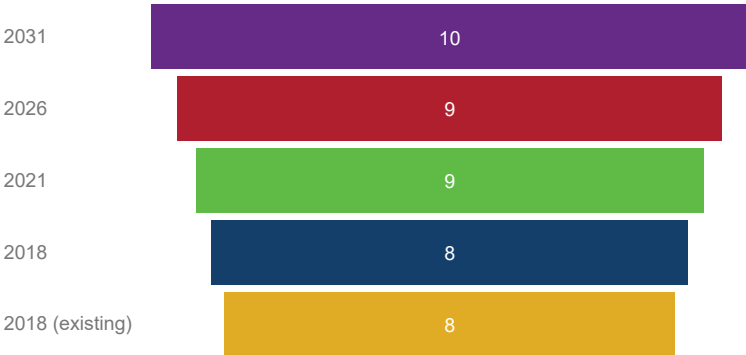
National Participation



Provisioning



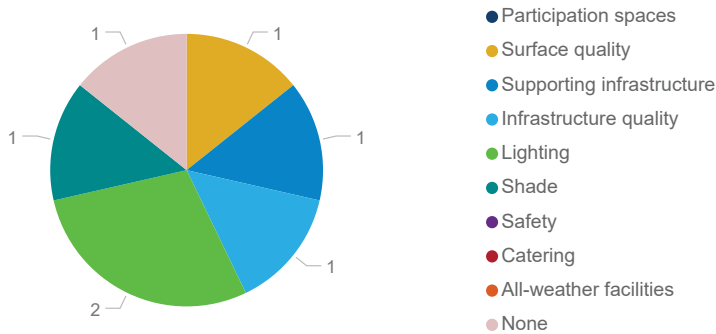
Required Participation Spaces



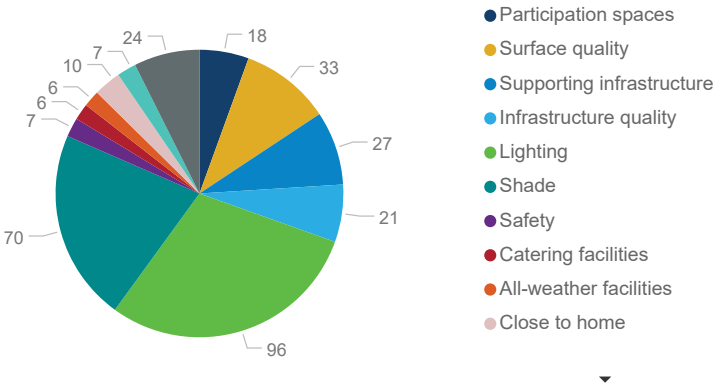
Club List

Club name	Total participation (2018)
AFL TOWNSVILLE INC.	53
AFL TOWNSVILLE UMPIRES ASSOCIATION INC.	0
CURRA-SWANS FOOTBALL CLUB INCORPORATED	176
GARBUTT BOMBERS SPORTING & CULTURAL ASSOCIATION INC.	164
HAWKS A.F.L. FOOTBALL CLUB INC	212
HERMIT PARK FOOTBALL CLUB INCORPORATED	189
MAGNETIC ISLAND JUNIOR AFL CLUB INC.	39
NORTHERN BEACHES SUNS AUSTRALIAN FOOTBALL CLUB INC.	245
THURINGOWA BULLDOGS AUSTRALIAN FOOTBALL CLUB INC.	291
Total	1369

Improvements (Club)



Improvements (Public)



Participation Spaces

Club name	Primary facility	LRA	Use per week (hours)	No. spaces	Description	Lit	Irrigated	Provisioning ratio spaces	Data source	Development potential	Provision increase	Development timeframe
AFL TOWNSVILLE INC.	Murray Sporting Complex	11		2.50	Oval/s	1.00	2.50	0.66	Draft feedback	Install and upgrade lighting	0.17	2021
AFL TOWNSVILLE INC.	Harold Phillips Park	1		1.00	Oval/s		1.00	0.22	Stock take	Upgrade lights to competition standard	0.11	2021
AFL TOWNSVILLE UMPIRES ASSOCIATION INC.	Lakeside Park	5		1.00	Oval/s	1.00	1.00	1.00	Stock take		0.00	
CURRA-SWANS FOOTBALL CLUB INCORPORATED	Murray Sporting Complex	11		2.50	Oval/s	1.00	2.50	0.66	Stock take	Install and upgrade lighting	0.17	2021
GARBUTT BOMBERS SPORTING & CULTURAL ASSOCIATION INC.	Harold Phillips Park	1		1.00	Oval/s		1.00	0.22	Stock take	Upgrade lights to competition standard	0.11	2021
HAWKS A.F.L. FOOTBALL CLUB INC	James Cook University	11		1.00	Oval/s	1.00	1.00	1.00	Draft feedback		0.00	
HAWKS A.F.L. FOOTBALL CLUB INC	Harold Phillips Park	1		1.00	Oval/s		1.00	0.22	Stock take	Upgrade lights to competition standard	0.11	2021
HERMIT PARK FOOTBALL CLUB INCORPORATED	Murray Sporting Complex	11		2.50	Oval/s	1.00	2.50	0.66	Stock take	Install and upgrade lighting	0.17	2021
MAGNETIC ISLAND JUNIOR AFL CLUB INC.	Horseshoe Bay Sport and Recreational Reserve	13	6	1.00	Oval/s	0.00	1.00	0.66	Club survey / Stocktake	Add lighting however currently low use	0.34	2026
NORTHERN BEACHES SUNS AUSTRALIAN FOOTBALL CLUB INC.	The Green		45	1.00	Oval/s	0.00	1.00	0.66	Club survey / Stocktake	Add lighting	0.34	2021
THURINGOWA BULLDOGS AUSTRALIAN FOOTBALL CLUB INC.	Riverway Precinct	10	20	2.00	Oval/s	2.00	2.00	1.66	Club survey / Stocktake	Field one upgrade to TV broadcast standard	0.00	2021
Total			71	16.50		7.00	16.50	7.62			1.52	

Prioritised Projects (Club Survey)

Club name	Other clubs to benefit from project	Primary facility	LRA	Priority project
MAGNETIC ISLAND JUNIOR AFL CLUB INC.		Horseshoe Bay Sport and Recreational Reserve	13	Field lighting; change rooms; field surface quality improvements
NORTHERN BEACHES SUNS AUSTRALIAN FOOTBALL CLUB INC.		The Green		Field lighting; future change rooms
AFL TOWNSVILLE INC.	Regional centre (all local AFL clubs)	Murray Sports Complex	11	Lighting upgrade; change room upgrade

Leases

Purpose of lease / licence	Park name	LRA	Lease type	Lease term
AFL fields	Harold Phillips Park	1	LICENCE	5 Years
AFL fields	Lakeside Park	5	LICENCE	5 Years
Clubhouse / AFL Fields	Murray Sports Complex	11	LEASE	30 Years
Office Space	Riverway Precinct	10	LEASE	20 Years
AFL fields	The Green		LICENCE	5 Years

Buildings

Park name	LRA	Building no.	Building description
Murray Sports Complex	11	9	Club Facilities

Suggested New Spaces

Park name	LRA	Additional provision	Development timeframe
New park land (Eilliot Springs - D1)	12	1.00	2031
Total		1.00	



4. Basketball

Townsville Participation



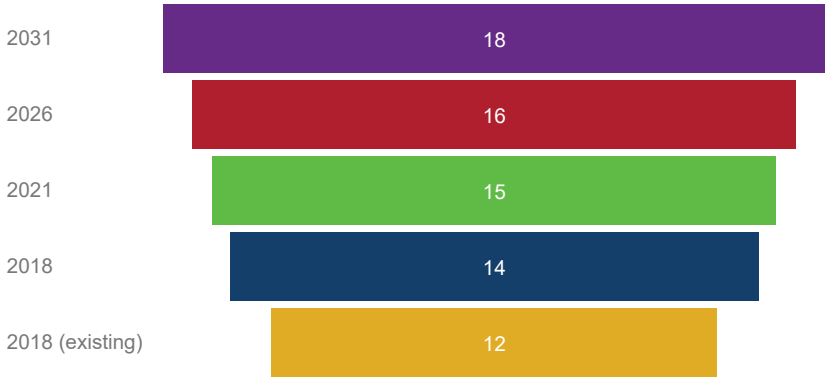
National Participation



Provisioning



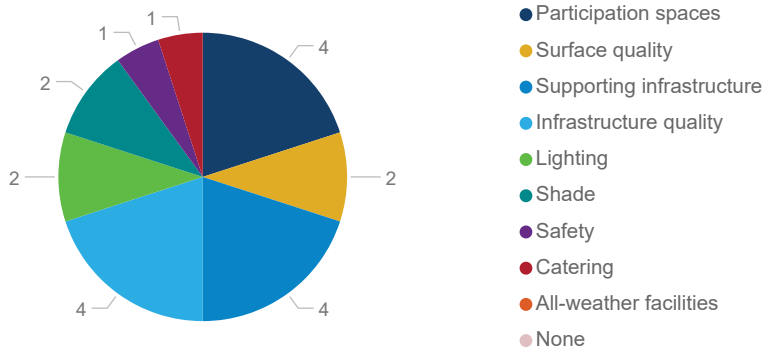
Required Participation Spaces



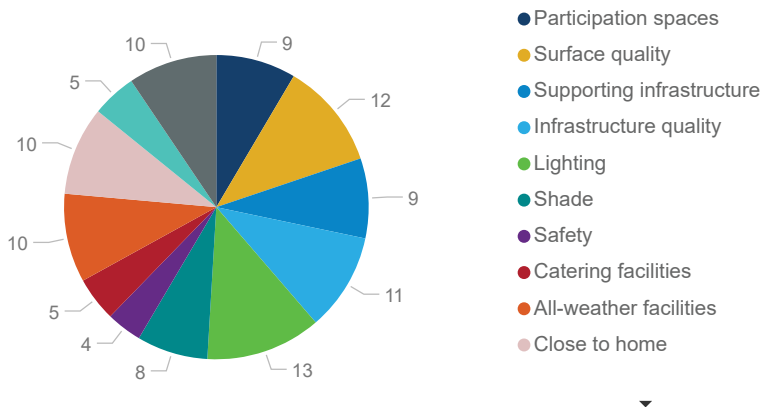
Club List

Club name	Total participation (2018)
TOWNSVILLE BASKETBALL INCORPORATED	1872
Total	1872

Improvements (Club)



Improvements (Public)



Participation Spaces

Club name	Primary facility	LRA	Use per week (hours)	No. spaces	Description	Lit	Irrigated	Provisioning ratio spaces	Data source
BOUNCERS BASKETBALL CLUB INCORPORATED	Joe Kirwan Park	5		4.00	Court/s	4.00		4.00	Stock take
CANNONS BASKETBALL CLUB INCORPORATED	Murray Sports Complex	11	20	4.00	Court/s	4.00	0.00	1.23	Club survey / Stocktake
GIANTS BASKETBALL CLUB (TVILLE) INC.	Murray Sports Complex	11	30	8.00	Court/s	8.00	0.00	2.46	Club survey / Stocktake
THE SPORTING WHEELIES AND DISABLED, SPORT AND RECREATION ASSOCIATION OF QUEENSLAND INC.	Murray Sports Complex	11	5	1.00	Court/s	1.00	0.00	0.31	Club survey / Stocktake
TOWNSVILLE BASKETBALL INCORPORATED	Murray Sports Complex	11	50	7.00	Court/s	7.00	0.00	2.15	Club survey / Stocktake
UNTENANTED	Charles Moroney	10		2.00	Court/s	0.00			Stock take
UNTENANTED	Duggan Plains Park	12		1.00	Court/s	0.00			Stock take
UNTENANTED	Peggy Banfield	7		2.00	Court/s	0.00			Stocktake
WHIRLWINDS BASKETBALL CLUB INCORPORATED	Murray Sports Complex	11	30	6.00	Court/s	6.00	0.00	1.85	Club survey / Stocktake
Total				135	35.00	30.00	0.00	12.00	

Leases

Purpose of lease / licence	Park name	LRA	Lease type	Lease term
Clubhouse / Basketball Courts	Joe Kirwan Park	5	LEASE	20 Years
Basketball Courts	Joe Kirwan Park	5	LICENCE	9 Years
Basketball Stadium	Murray Sports Complex	11	LEASE	20 Years

Buildings

Park name	LRA	Building no.	Building description
Joe Kirwan Park	5	2	Shipping Container
Murray Sports Complex	11	7	Club Facilities

Prioritised Projects (Club Survey)

Club name	Other clubs to benefit from project	Primary facility	LRA	Priority project
THE SPORTING WHEELIES AND DISABLED, SPORT AND RECREATION ASSOCIATION OF QUEENSLAND INC.		Murray Sports Complex	11	Accessible change rooms; wheelchair storage
TOWNSVILLE BASKETBALL INCORPORATED	CANNONS BASKETBALL CLUB INCORPORATED, WHIRLWINDS BASKETBALL CLUB INCORPORATED, GIANTS BASKETBALL CLUB (TVILLE) INC., THE SPORTING WHEELIES AND DISABLED, SPORT AND RECREATION ASSOCIATION OF QUEENSLAND INC.	Murray Sports Complex	11	Court lighting upgrade (LED); change room and toilet upgrades; roof repairs; air conditioning upgrades

Suggested New Spaces

Park name	LRA	Additional provision	Development timeframe
Charles Moroney	10	2.00	2021
Peggy Banfield Park	7	2.00	2026
Future park (Sanctum)	7	2.00	2031
Total		6.00	



5. Cricket

Townsville Participation



National Participation



Provisioning



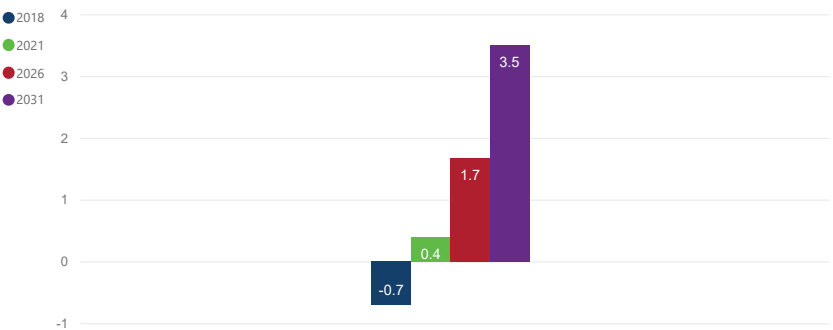
Required Participation Spaces



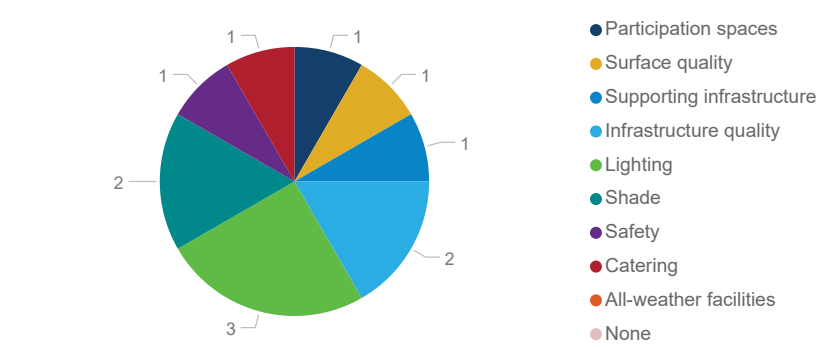
Club List

Club name	Total participation (2018)
BROTHERS CRICKET CLUB INC	112
Carnival, event or competition	243
NORTHERN BEACHES CRICKET CLUB INC.	84
NORTHS CRICKET CLUB INC.	140
SAINTS CRICKET CLUB INC.	42
SUBURBAN PARKS CRICKET CLUB INC	140
TOWNSVILLE WESTERN SUBURBS CRICKET CLUB INCORPORATED	168
WANDERERS CRICKET CLUB INCORPORATED	140
Total	1069

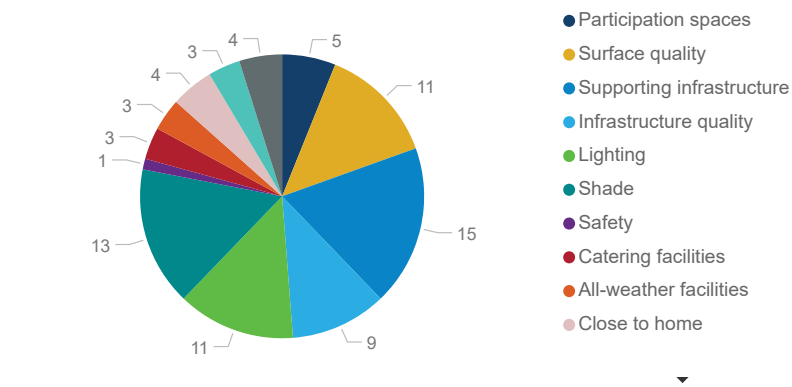
New Spaces Required



Improvements (Club)



Improvements (Public)



Participation Spaces

Club name	Primary facility	LRA	Use per week (hours)	No. spaces	Description	Lit	Irrigated	Provisioning ratio spaces	Data source	Development potential	Provision increase	Development timeframe
UNTENANTED	Ooononba Park	11		1.00	Pitch/s		1.00			Large irrigation space, fully equipped with only one user	1.00	
SAINTS CRICKET CLUB INC.	James Cook University	11	15	1.00	Pitch/s	1.00	1.00		Club survey / Stocktake		0.00	
TOWNSVILLE CRICKET INCORPORATED	Murray Sports Complex	11	18	3.00	Pitch/s	0.00	3.00	1.50	Club survey / Stocktake		0.00	
BROTHERS CRICKET CLUB INC	Lakeside Park	5		1.00	Pitch/s	1.00	1.00	1.00	Stock take		0.00	
NORTHERN BEACHES CRICKET CLUB INC.	Kilkora Park	7		2.00	Pitch/s	0.00	2.00	2.00	Stock take		0.00	
NORTHERN BEACHES CRICKET CLUB INC.	The Green			1.00	Pitch/s		1.00	1.00	Stock take		0.00	
NORTHS CRICKET CLUB INC.	Murray Sporting Complex	11		3.00	Pitch/s	0.00	3.00	1.50	Stock take		0.00	
SUBURBAN PARKS CRICKET CLUB INC	Riverway Precinct	10		2.00	Pitch/s	2.00	2.00	2.00	Stock take		0.00	
TOWNSVILLE CRICKET INCORPORATED	Gill Park	3		5.00	Pitch/s	0.00	5.00	5.00	Stock take		-2.00	
UNTENANTED	Aitkenvale Park	3		1.00	Pitch/s				Stock take		1.00	
UNTENANTED	Charles Moroney	10		2.00	Pitch/s	0.00	0.00	0.00	Stock take		0.00	
WANDERERS CRICKET CLUB INCORPORATED	Gill Park	3		1.00	Pitch/s	0.00	1.00	1.00	Stock take		2.00	
UNTENANTED	Rupertswood Park	6		1.00	Pitch/s				Stock take	Unused cricket pitch	1.00	
UNTENANTED	Bremer Park	6		1.00	Pitch/s		1.00		Stock take	Use of junior competition cricket	1.00	
TOWNSVILLE CRICKET INCORPORATED	Murray Sports Complex	11	18	2.00	Practice nets	1.00	0.00		Club survey / Stocktake		0.00	
BROTHERS CRICKET CLUB INC	Lakeside Park	5		4.00	Practice nets				Stock take		0.00	
JAMES COOK UNIVERSITY	James Cook University	11		3.00	Practice nets	3.00			Stock take		0.00	
NORTHERN BEACHES CRICKET CLUB INC.	Kilkora Park	7		3.00	Practice nets				Stock take		0.00	
SUBURBAN PARKS CRICKET CLUB INC	Riverway Precinct	10		10.00	Practice nets				Stock take		0.00	
UNTENANTED	Aitkenvale Park	3		2.00	Practice nets				Stock take		0.00	
WANDERERS CRICKET CLUB INCORPORATED	Gill Park	3		3.00	Practice nets	0.00			Stock take		0.00	
TOWNSVILLE WESTERN SUBURBS CRICKET CLUB INCORPORATED	Cutheringa Park	1	30	3.00	Field/s	0.00	1.00	2.33	Club survey	Irrigation to second and third ovals	0.67	2021
Total				81	55.00	8.00	22.00	17.33			4.67	

Leases

Purpose of lease / licence	Park name	LRA	Lease type	Lease term
Clubhouse	Cutheringa Park	1	LEASE	10 Years
Cricket Fields	Cutheringa Park	1	LICENCE	5 Years
Clubhouse / Toilet Block	Gill Park	3	LEASE	10 Years
Cricket Fields	Gill Park	3	LICENCE	5 Years
Storage Shed / Cricket Nets	Kilcora Park	7	LEASE	10 Years
Clubhouse	Kilcora Park	7	LEASE	8 Years
Cricket Fields	Kilcora Park	7	LICENCE	
Clubhouse	Lakeside Park	5	LEASE	20 Years
Cricket Fields	Lakeside Park	5	LICENCE	10 Years
Clubhouse / Cricket Fields	Murray Sports Complex	11	LEASE	20 Years
Cricket Fields	The Green		LICENCE	5 Years

Buildings

Park name	LRA	Building no.	Building description
Cutheringa Park	1	2	
Gill Park	3	3	
Kilcora Park	7	1	Club Facilities
Lakeside Park	5	1	Clubhouse
Murray Sports Complex	11	3	Club Facilities

Suggested New Spaces

Park name	LRA	Additional provision	Development timeframe
Bremer Park	6	1.00	2026
Ooononba Park	11	1.00	2031
Rupertswood Park	6	1.00	2031
Total		3.00	

Prioritised Projects (Club Survey)

Club name	Other clubs to benefit from project	Primary facility	LRA	Priority project
-----------	-------------------------------------	------------------	-----	------------------



6. Football / Soccer

Townsville Participation



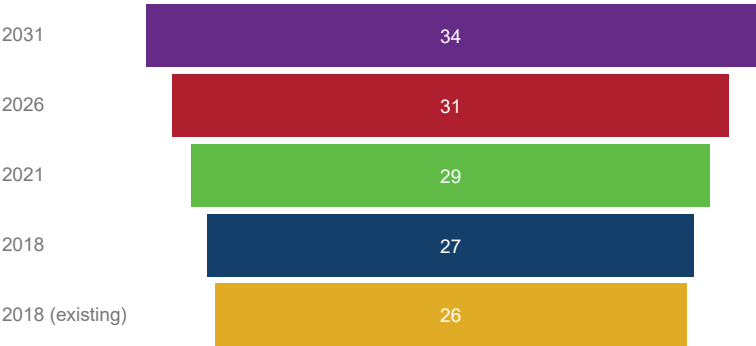
National Participation



Provisioning



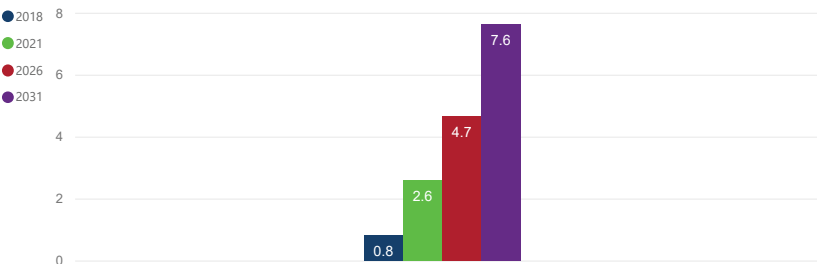
Required Participation Spaces



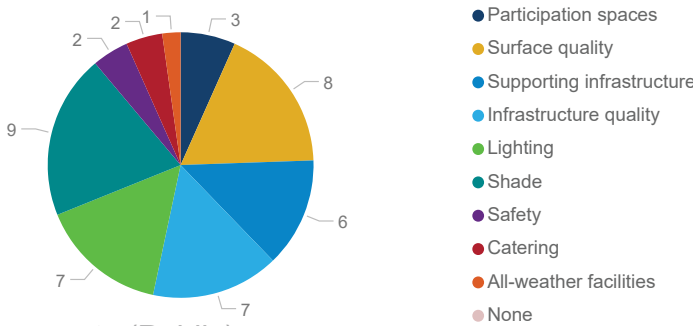
Club List

Club name	Total participation (2018)
BROTHERS TSV FOOTBALL CLUB INC.	472
ESTATES SOCCER CLUB INC.	80
M A OLYMPIC FOOTBALL CLUB INC.	344
NORTHERN BEACHES UNITED FOOTBALL CLUB INC.	64
REBELS FOOTBALL CLUB INC.	536
ROSS RIVER (JCU, KELSO ) FC INC.	111
SAINTS EAGLES SOUTHS FOOTBALL CLUB INC.	438
TOWNSVILLE WARRIORS FOOTBALL CLUB INC	321
WULGURU UNITED FOOTBALL CLUB INC.	205
Total	2571

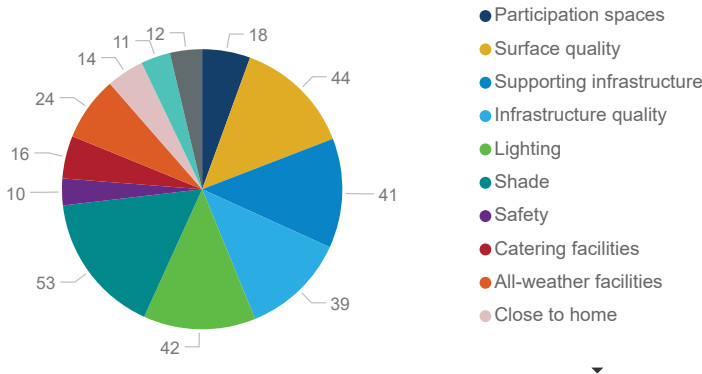
New Spaces Required



Improvements (Club)



Improvements (Public)



Participation Spaces

Club name	Primary facility	LRA	Use per week (hours)	No. spaces	Description	Lit	Irrigated	Provisioning ratio spaces	Data source	Development potential	Provision increase	Development timeframe
BROTHERS TSV FOOTBALL CLUB INC.	High Vista Park	4	55	2.50	Field/s	1.00	2.50	2.00	Stock take	Add lighting to second field and training space	0.50	2026
ESTATES SOCCER CLUB INC.	Victoria Park	2	10	2.00	Field/s	1.00	2.00	1.66	Club survey / Stocktake	Add lights	0.34	2031
M A OLYMPIC FOOTBALL CLUB INC.	Aplins Weir Rotary Park	3	32	1.00	Field/s	1.00	1.00	1.00	Club survey / Stocktake	Relocation required as club outgrowing space	0.00	
NORTH QUEENSLAND FOOTBALL LIMITED	Murray Sports Complex	11	28	10.00	Field/s	5.00	10.00	8.30	Club survey / Stocktake	Add lighting to 5 unlit fields	1.70	2021
NORTHERN BEACHES UNITED FOOTBALL CLUB INC.	Broadmeadows Park	7	6	2.50	Field/s	2.00	2.00	2.00	Club survey / Stocktake	Irrigation and lighting for third field	0.50	2031
REBELS FOOTBALL CLUB INC.	Greenwood Park	5	36	4.00	Field/s	4.00	4.00	2.00	Club survey	Full access to shared facility	2.00	2021
ROSS RIVER (JCU, KELSO ) FC INC.	James Cook University	11	6	1.00	Field/s	1.00	1.00	1.00	Club survey / Stocktake		0.00	
ROSS RIVER (JCU, KELSO ) FC INC.	Charles Moroney	10		3.00	Field/s	0.00	0.00	1.25	Stock take	Irrigation and lighting	1.75	2031
SAINTS EAGLES SOUTHS FOOTBALL CLUB INC.	Aitkenvale Park	3	30	2.50	Field/s	1.00	1.00	2.00	Club survey / Stocktake	Additional lighting and irrigation	0.50	2021
TOWNSVILLE WARRIORS FOOTBALL CLUB INC	Melrose Park	1	35	3.00	Field/s	2.00	3.00	2.66	Club survey / Stocktake	Add lighting to third field	0.34	2026
WULGURU UNITED FOOTBALL CLUB INC.	Wulguru Park	11		2.50	Field/s	2.00	2.50	2.33	Stock take	Add lights	0.17	2031
Total			238	34.00		20.00	29.00	26.20			7.80	

Prioritised Projects (Club Survey)

Club name	Other clubs to benefit from project	Primary facility	LRA	Priority project
BROTHERS TSV FOOTBALL CLUB INC.		High Vista Park	4	Field lighting; change rooms; storage
M A OLYMPIC FOOTBALL CLUB INC.	FROGS TOUCH CLUB INCORPORATED	Aplins Weir Rotary Park	3	4 football/soccer and touch football fields at Cranbrook Park with irrigation and drainage upgrades; field lighting; clubhouse, toilets and change rooms; shade;
NORTH QUEENSLAND FOOTBALL LIMITED		Murray Sports Complex	11	Change rooms; field lighting; shade
NORTHERN BEACHES UNITED FOOTBALL CLUB INC.		Broadmeadows Park	7	Field lighting; clubhouse/storage upgrades
REBELS FOOTBALL CLUB INC.	GREENWOOD PARK SPORTING COMPLEX INC., REDSKINS TOUCH CLUB INC.	Greenwood Park	5	Field surface upgrades; field lighting (LED upgrade); seating and shade; Car parking upgrade
SAINTS EAGLES SOUTHS FOOTBALL CLUB INC.		Aitkenvale Park	3	Field surface upgrades; field lighting; seating and shade
TOWNSVILLE WARRIORS FOOTBALL CLUB INC		Melrose Park	1	Feld surface upgrades; clubhouse upgrades; seating and shade; scoreboard; fencing

Leases

Purpose of lease / licence	Park name	LRA	Lease type	Lease term
Clubhouse	Aitkenvale Park	3	LEASE	10 Years
Storage Shed	Aitkenvale Park	3	LEASE	10 Years
Soccer fields	Aitkenvale Park	3	LICENCE	5 Years
Bore Pump	Aplins Weir Rotary Park	3	LEASE	10 Years
Clubhouse	Aplins Weir Rotary Park	3	LEASE	10 Years
Soccer fields	Aplins Weir Rotary Park	3	LICENCE	5 Years
Clubhouse	Broadmeadows Park	7	LEASE	10 Years
Soccer fields	Broadmeadows Park	7	LICENCE	10 Years
Clubhouse	Charles Moroney Park	10	LEASE	10 Years
Soccer fields	Charles Moroney Park	10	LICENCE	10 Years
Soccer fields	Greenwood Park	5	LICENCE	5 Years
Clubhouse	High Vista Park	4	LEASE	4 Years
Soccer fields	High Vista Park	4	LICENCE	10 Years
Clubhouse / Toilet Block	Melrose Park	1	LEASE	10 Years
Soccer fields	Melrose Park	1	LICENCE	10 Years
Clubhouse / Soccer Fields	Murray Sports Complex	11	LEASE	10 Years
Clubhouse	Victoria Park	2	LEASE	10 Years
Soccer fields	Victoria Park	2	LICENCE	5 Years
Bore Pump	Wulguru Park	11	LEASE	10 Years
Toilet Block	Wulguru Park	11	LEASE	10 Years
Clubhouse	Wulguru Park	11	LEASE	20 Years
Soccer fields	Wulguru Park	11	LICENCE	5 Years

Buildings

Park name	LRA	Building no.	Building description
Aitkenvale Park	3	2	
Aitkenvale Park	3	10	Future Clubhouse
Aplins Weir Rotary Park	3	1	Clubhouse
Broadmeadows Park	7	1	
Charles Moroney Park	10	3	
High Vista Park	4	1	Clubhouse/Office
Melrose Park	1	1	
Melrose Park	1	2	Former Council Toilet Block
Murray Sports Complex	11	5	Club Facilities
Murray Sports Complex	11	6	Club Facilities
Victoria Park	2	4	Clubhouse
Wulguru Park	11	1	Clubhouse
Wulguru Park	11	2	Toilet Block

Suggested New Spaces

Park name	LRA	Additional provision	Development timeframe
New park land (Eilliot Springs - D1)	12	1.00	2031
Total		1.00	



7. Hockey

Townsville Participation



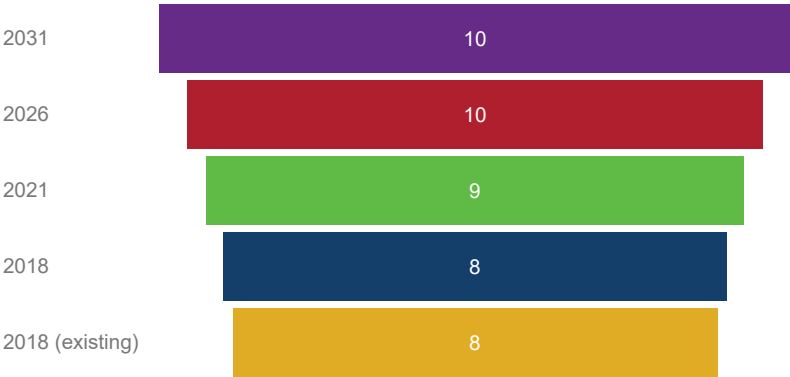
National Participation



Provisioning



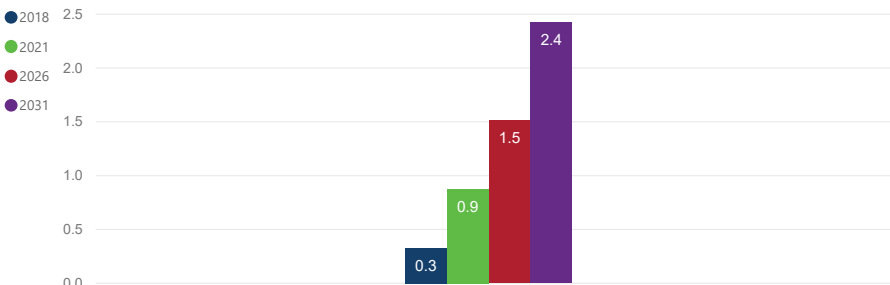
Required Participation Spaces



Club List

Club name	Total participation (2018)
BROTHERS HOCKEY CLUB TOWNSVILLE INC.	199
COMMERCIALS HOCKEY CLUB INC	166
PARKS HOCKEY CLUB INC.	192
WESTS HOCKEY CLUB INC.	159
Total	716

New Spaces Required



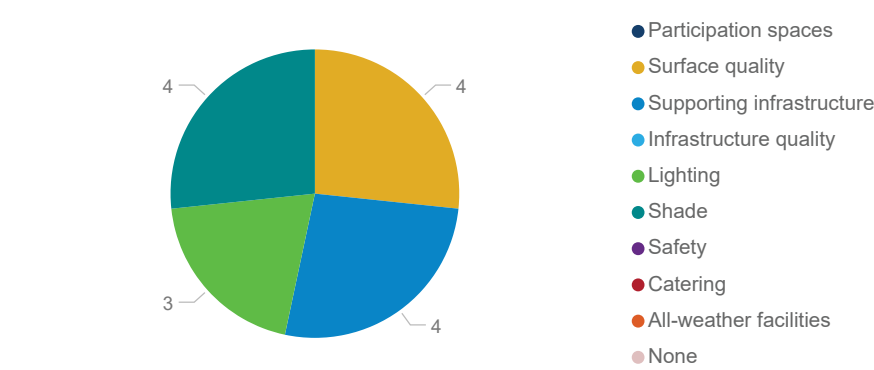
Participation Spaces

Club name	Primary facility	LRA	Use per week (hours)	No. spaces	Description	Lit	Irrigated	Provisioning ratio spaces	Data source	Development potential	Provision increase	Development timeframe
COMMERCIALS HOCKEY CLUB INC	Joe Kirwan Park	5	4	1.00	Field/s	1.00	1.00	1.00	Club survey		0.00	
BROTHERS HOCKEY CLUB TOWNSVILLE INC.	Murray Sports Complex	11	6	1.00	Field/s	0.00	0.00	0.33	Club survey / Stocktake	Add lights	0.67	2021
TOWNSVILLE HOCKEY ASSOCIATION INCORPORATED	Murray Sports Complex	11	40	4.00	Field/s	1.00	4.00	1.33	Club survey / Stocktake	Add lights	0.17	2021
WESTS HOCKEY CLUB INC.	Murray Sports Complex	11	20	4.00	Field/s	1.00	4.00	1.33	Club survey / Stocktake	Add lights	0.17	2021
UNTENANTED	Cranbrook Park	3		2.00	Field/s	2.00	2.00	2.00	Stock take		0.00	
UNTENANTED	Peggy Banfield	7		1.00	Field/s	0.00	1.00		Stocktake		0.66	2026
TOWNSVILLE HOCKEY ASSOCIATION INCORPORATED	Murray Sports Complex	11	40	2.00	Synthetic field/s	2.00	2.00	1.00	Club survey / Stocktake		0.00	
WESTS HOCKEY CLUB INC.	Murray Sports Complex	11	20	2.00	Synthetic field/s	2.00	2.00	1.00	Club survey / Stocktake		0.00	
Total				130	17.00	9.00	16.00	7.99			1.67	

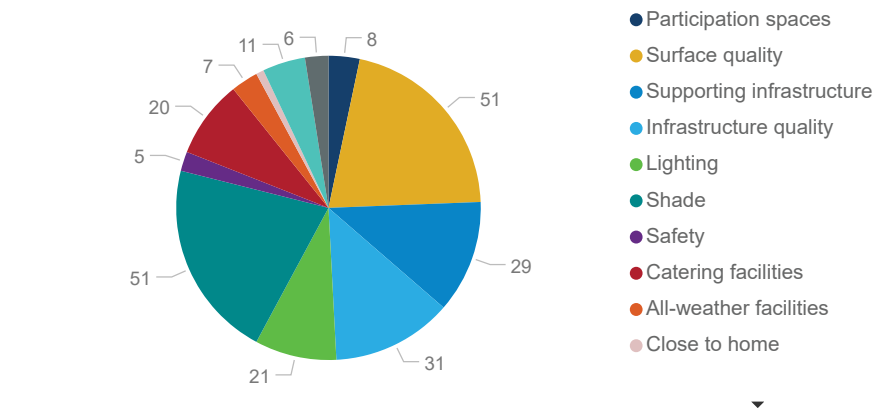
Prioritised Projects (Club Survey)

Club name	Other clubs to benefit from project	Primary facility	LRA	Priority project
BROTHERS HOCKEY CLUB TOWNSVILLE INC.		Murray Sports Complex	11	Field lighting;
TOWNSVILLE HOCKEY ASSOCIATION INCORPORATED		Murray Sports Complex	11	Feld lighting upgrades; clubhouse and change rooms upgrades;
WESTS HOCKEY CLUB INC.		Murray Sports Complex	11	Feld surface upgrades; field lighting upgrades;

Improvements (Club)



Improvements (Public)



Leases

Purpose of lease / licence	Park name	LRA	Lease type	Lease term
Clubhouse	Joe Kirwan Park	5	LEASE	10 Years
Hockey Fields	Joe Kirwan Park	5	LICENCE	9 Years
Clubhouse / Hockey Fields	Murray Sports Complex	11	LEASE	10 Years

Buildings

Park name	LRA	Building no.	Building description
Joe Kirwan Park	5	1	Clubhouse
Murray Sports Complex	11	1	

Suggested New Spaces

Park name	LRA	Additional provision	Development timeframe
Peggy Banfield Park	7	1.00	2026
Total		1.00	




8. Netball

Townsville Participation



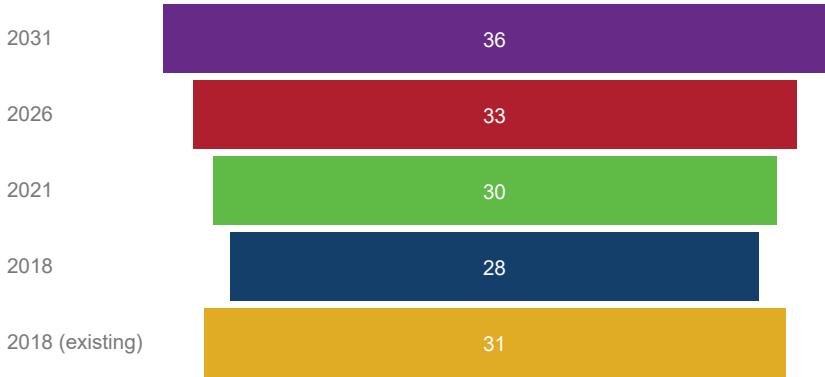
National Participation



Provisioning



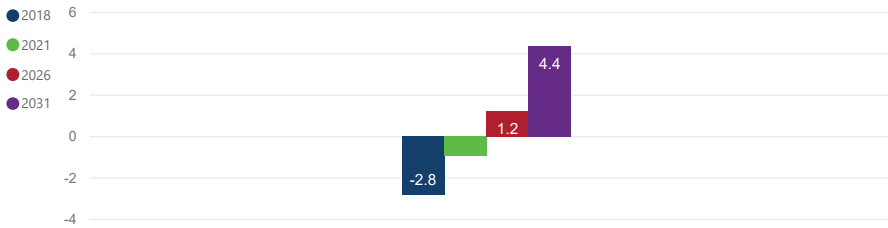
Required Participation Spaces



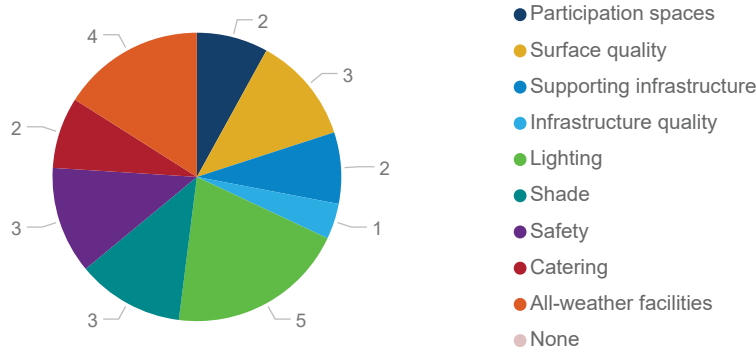
Club List

Club name	Total participation (2018)
BLUEBELLS NETBALL CLUB TOWNSVILLE INC.	35
CATHEDRAL SCHOOL NETBALL	172
CORCORAN PARK NETBALL ASSOCIATION INC.	40
GRAMMAR SCHOOL NETBALL	158
HIGHLANDERS NETBALL CLUB INCORPORATED	161
MARIAN VIXENS NETBALL CLUB INC.	150
NEPTUNES NETBALL CLUB INCORPORATED	137
PHOENIX NETBALL CLUB TOWNSVILLE INC.	364
QUEENSLAND NETBALL ASSOCIATION MAGNETIC NORTH BRANCH INC.	0
SAINTS NETBALL CLUB INC.	183
TOWNSVILLE CITY NETBALL ASSOCIATION INCORPORATED	38
TOWNSVILLE RUNAWAYS NETBALL CLUB INC.	104
Total	1542

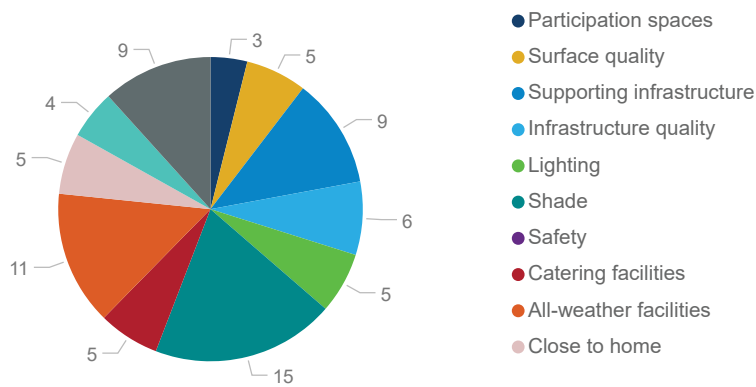
New Spaces Required



Improvements (Club)



Improvements (Public)



Participation Spaces

Club name	Primary facility	LRA	Use per week (hours)	No. spaces	Description	Lit	Irrigated	Provisioning ratio spaces	Data source	Development potential	Provision increase	Development timeframe
BLUEBELLS NETBALL CLUB TOWNSVILLE INC.	Murray Sports Complex	11	7	28.00	Court/s	24.00	0.00	25.28	Club survey / Stocktake	Install hard court surfaces and lighting to 8 grass courts	2.72	2026
CORCORAN PARK NETBALL ASSOCIATION INC.	Corcoran Park	2	8	6.00	Court/s	6.00	0.00	6.00	Club survey	Court upgrades	0.00	2021
GRAMMAR SCHOOL NETBALL	Townsville Grammar School	1	4	4.00	Court/s	0.00	0.00		Club survey		0.00	
MARIAN VIXENS NETBALL CLUB INC.	Murray Sports Complex	11	15	2.00	Court/s	2.00	0.00		Club survey / Stocktake			
PHOENIX NETBALL CLUB TOWNSVILLE INC.	Murray Sports Complex	11	15	20.00	Court/s	20.00	0.00		Club survey / Stocktake			
TOWNSVILLE CITY NETBALL ASSOCIATION INCORPORATED	Murray Sports Complex	11	25	22.00	Court/s	20.00	0.00		Club survey / Stocktake			
TOWNSVILLE RUNAWAYS NETBALL CLUB INC.	Murray Sports Complex	11	8	2.00	Court/s	2.00	2.00		Club survey / Stocktake			
UNTENANTED	Peggy Banfield	7		4.00	Court/s	0.00	4.00		Stocktake		2.64	
Total			82	88.00		74.00	6.00	31.28			5.36	

Prioritised Projects (Club Survey)

Club name	Other clubs to benefit from project	Primary facility	LRA	Priority project
TOWNSVILLE CITY NETBALL ASSOCIATION INCORPORATED		Murray Sports Complex	11	Court surface upgrades; first aid area/room; court lighting (LED upgrade);

Leases

Purpose of lease / licence	Park name	LRA	Lease type	Lease term
Clubhouse	Corcoran Park	2	LEASE	10 Years
Netball Courts	Corcoran Park	2	LICENCE	5 Years
Clubhouse / Netball Courts	Murray Sports Complex	11	LEASE	30 Years

Buildings

Park name	LRA	Building no.	Building description
Corcoran Park	2	1	
Murray Sports Complex	11	2	Club Facilities

Suggested New Spaces

Park name	LRA	Additional provision	Development timeframe
Peggy Banfield Park	7	2.64	2026
Total		2.64	



9. Oztag

Townsville Participation

1

Clubs / Events

3086

Total participation

1.61%

Percent of population

11.87%

Growth (2015 to 2018))

National Participation

0.35%

Recreational

0.28%

Club

Provisioning

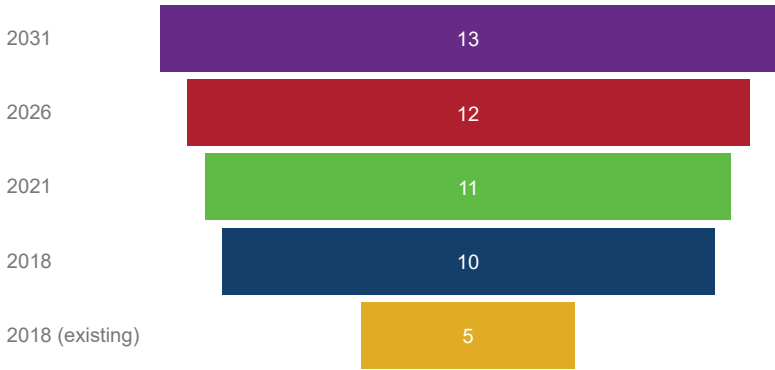
4.50

Provisioning spaces

1.09%

Provisioning participation

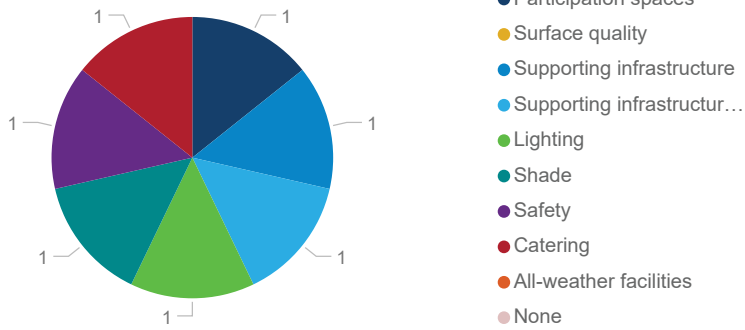
Required Participation Spaces



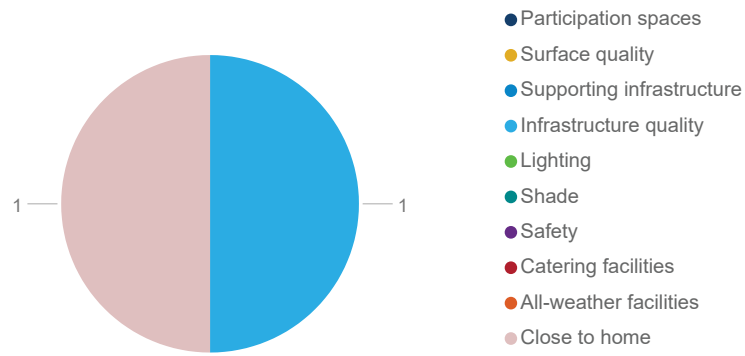
Club List

Club name	Total participation (2018)
TOWNSVILLE OZTAG MIXED INCORPORATED	3086
Total	3086

Improvements (Club)



Improvements (Public)



Participation Spaces

Club name	Primary facility	LRA	Use per week (hours)	No. spaces	Description	Lit	Irrigated	Provisioning ratio spaces	Data source	Development potential
TOWNSVILLE CITY OZTAG SPORTS ASSOCIATION INC	Illich Park	3	16	6.00	Field/s	3.00	3.00	4.50	Club survey / Stocktake	Irrigation and lighting. * Unused space
Total			16	6.00		3.00	3.00	4.50		

Leases

Purpose of lease / licence	Park name	LRA	Lease type	Lease term
----------------------------	-----------	-----	------------	------------

Buildings

Park name	LRA	Building no.	Building description
-----------	-----	--------------	----------------------

Prioritised Projects (Club Survey)

Club name	Other clubs to benefit from project	Primary facility	LRA	Priority project
TOWNSVILLE CITY OZTAG SPORTS ASSOCIATION INC	CENTRALS ASA JUNIOR RUGBY LEAGUE INCORPORATED, CENTRALS ASA SENIOR RUGBY LEAGUE INCORPORATED	Illich Park	3	Additional fields; field lighting;

Suggested New Spaces

Park name	LRA	Additional provision	Development timeframe
Kilcora Park (Frendon Parade Park)	7	4.00	2021
Future park (Sanctum)	7	3.00	2031
Total		7.00	



10. Rugby League


Townsville Participation



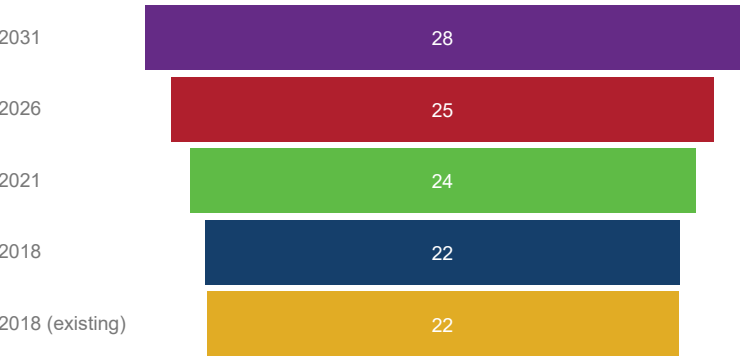
National Participation



Provisioning



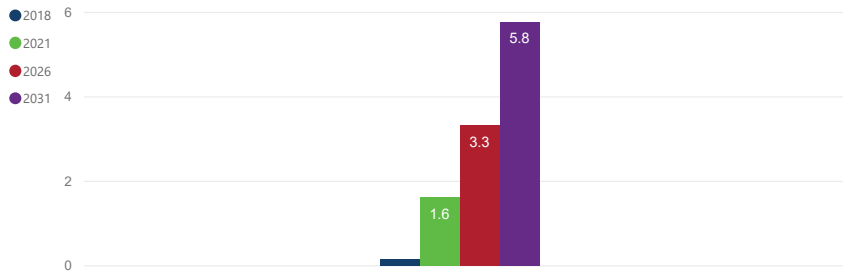
Required Participation Spaces



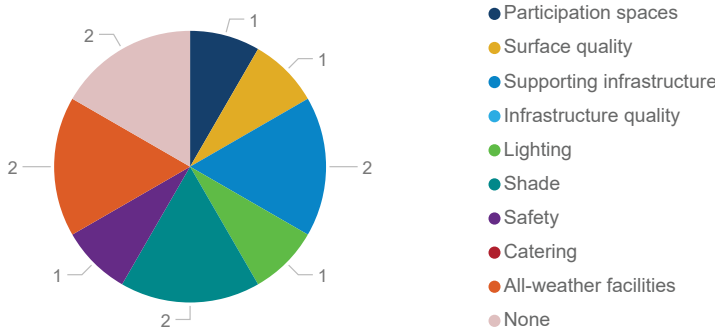
Club List

Club name	Total participation (2018)
BINDAL SHARKS UNITED RUGBY LEAGUE CLUB - TRAINING AND EMPLOYMENT, SPORTS AND RECREATION ABORIGINAL CORPORATION	0
BROTHERS TSV FOOTBALL CLUB INC.	748
CENTRALS ASA JUNIOR RUGBY LEAGUE INCORPORATED	643
HERBERT RIVER COMMUNITY FARMS INC.	321
JAMES COOK UNIVERSITY RUGBY LEAGUE CLUB INCORPORATED	14
NORTH THURINGOWA RUGBY LEAGUE FOOTBALL CLUB INCORPORATED	408
TDRL WOMEN'S RUGBY LEAGUE	54
TOWNSVILLE AND DISTRICT RUGBY LEAGUE REFEREES ASSOCIATION INC.	90
UNITED SUBURBS JUNIOR RUGBY LEAGUE FOOTBALL CLUB INC.	90
UPPER ROSS JUNIOR RUGBY LEAGUE INC.	213
WESTERN LIONS RLFC INC	553
Total	3134

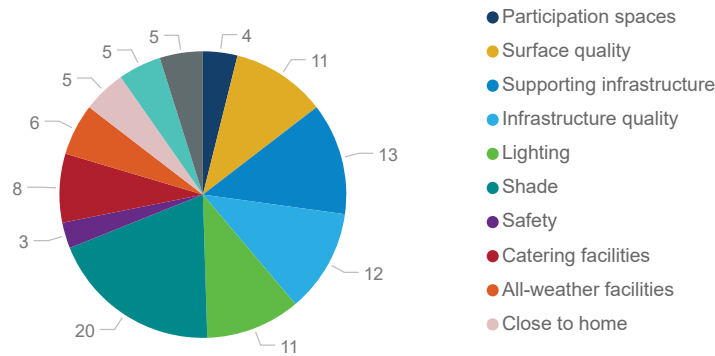
New Spaces Required



Improvements (Club)



Improvements (Public)



Participation Spaces

Club name	Primary facility	LRA	Use per week (hours)	No. spaces	Description	Lit	Irrigated	Provisioning ratio spaces	Data source	Development potential	Provision increase	Development timeframe
BROTHERS TSV FOOTBALL CLUB INC.	Brothers Rugby League Club	5		4.50	Field/s	4.00	4.50	4.33	Stocktake		0.17	
UPPER ROSS JUNIOR RUGBY LEAGUE INC.	Charles Moroney	10		2.00	Field/s	1.00	2.00	1.66	Stock take	Add lighting	0.34	2026
CENTRALS ASA JUNIOR RUGBY LEAGUE INCORPORATED	Illich Park	3		3.00	Field/s	2.50	1.00	1.13	Stock take	Irrigation and lighting. * Unused space	0.38	2031
CENTRALS ASA SENIOR RUGBY LEAGUE INCORPORATED	Illich Park	3		3.00	Field/s	2.50	1.00	1.13	Stock take	Irrigation and lighting. * Unused space	0.38	2031
BINDAL SHARKS UNITED RUGBY LEAGUE CLUB - TRAINING AND EMPLOYMENT, SPORTS AND RECREATION ABORIGINAL CORPORATION	Murray Sporting Complex	11		1.50	Field/s	1.00	0.00	0.91	Stock take	Install irrigation and lights to second small field, Ultimately reconfigure space	0.59	2031
NORTH THURINGOWA RUGBY LEAGUE FOOTBALL CLUB INCORPORATED	Peggy Banfield	7		3.00	Field/s	1.00	2.00	2.16	Stock take	Install irrigation to all fields and lights to two fields	0.84	2026
TOWNSVILLE AND DISTRICT JUNIOR RUGBY LEAGUE INCORPORATED	Townsville District Junior Rugby League	5	21	3.50	Field/s	3.50	3.50	3.50	Club survey / Stocktake		0.00	
TOWNSVILLE AND DISTRICT RUGBY LEAGUE INC.	Townsville Sports Reserve	1	23	4.00	Field/s	11.00	4.00	4.00	Club survey		0.00	
TOWNSVILLE AND DISTRICT RUGBY LEAGUE INC.	Townsville Sports Reserve	1	23	3.00	Warm up space/s	3.00	3.00		Club survey		0.00	
UNITED SUBURBS JUNIOR RUGBY LEAGUE FOOTBALL CLUB INC.	Victoria Park	2		2.00	Field/s	0.00	2.00	1.32	Club survey / Stocktake	Sharing potential, Add lighting	0.68	2031
WESTERN LIONS RLFC INC	Western Lions Park	3	20	3.00	Field/s	1.00	2.50	2.00	Club survey / Stocktake	Add lighting	1.00	2021
Total			87	32.50		30.50	25.50	22.13			4.37	

Prioritised Projects (Club Survey)

Club name	Other clubs to benefit from project	Primary facility	Priority project
-----------	-------------------------------------	------------------	------------------

Leases

Purpose of lease / licence	Park name	LRA	Lease type	Lease term
Clubhouse	Charles Moroney Park	10	LEASE	9 Years
Rugby League Fields	Charles Moroney Park	10	LICENCE	10 Years
Football Fields	Illich Park	3	LICENCE	10 Years
Rugby League Fields	Peggy Banfield Park	7	LICENCE	5 Years
Clubhouse / Football Fields	Townsville and District Junior Rugby League	5	LEASE	30 Years
Storage Shed	Victoria Park	2	LEASE	10 Years
Rugby League Fields	Victoria Park	2	LICENCE	10 Years
Clubhouse	Western Lions Park	3	LEASE	10 Years
Storage Shed	Western Lions Park	3	LEASE	9 Years
Rugby League Fields	Western Lions Park	3	LICENCE	9 Years

Buildings

Park name	LRA	Building no.	Building description
Charles Moroney Park	10	1	
Townsville and District Junior Rugby League	5	1	
Peggy Banfield Park	7	1	Club Facilities
Western Lions Park	3	2	Clubhouse
Victoria Park	2	5	Shipping Container
Western Lions Park	3	1	Storage Facility

Suggested New Spaces

Park name	LRA	Additional provision	Development timeframe
Corcoran Park	2	1.00	2021
Total		1.00	



11. Rugby Union

Townsville Participation



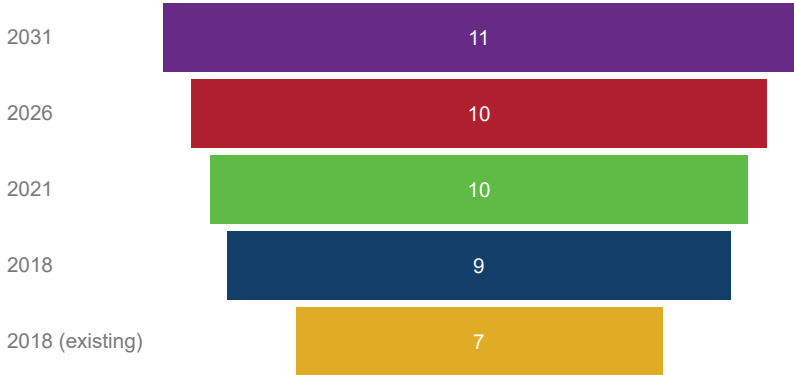
National Participation



Provisioning



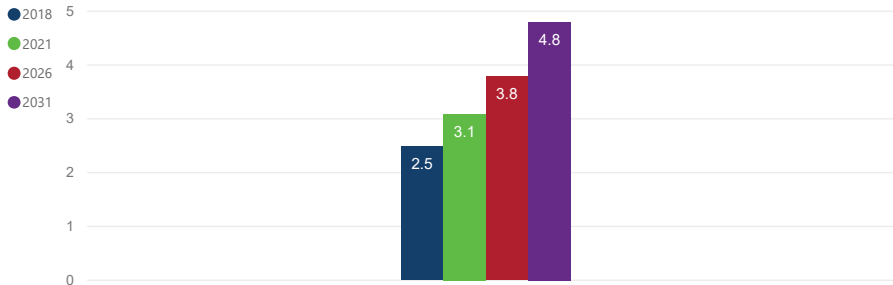
Required Participation Spaces



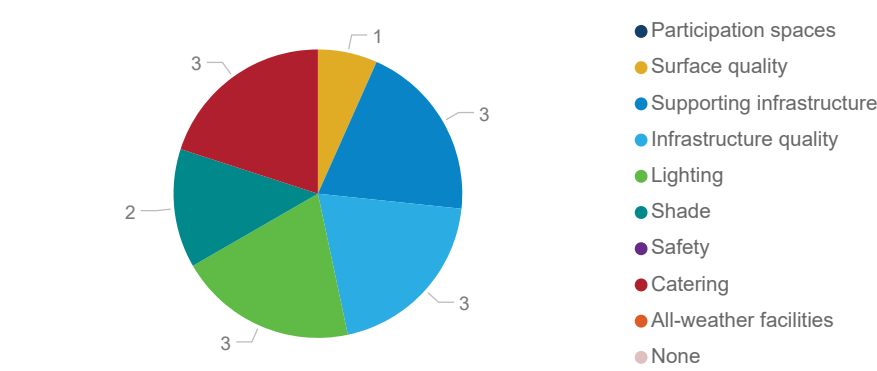
Club List

Club name	Total participation (2018)
BROTHERS RUGBY UNION CLUB (TOWNSVILLE) INC	484
BURDEKIN RUGBY UNION FOOTBALL CLUB INCORPORATED	175
CHARTERS TOWERS RUGBY UNION FOOTBALL CLUB INC.	256
INGHAM RUGBY UNION INC	21
JAMES COOK UNIVERSITY OF NORTH QUEENSLAND RUGBY UNION FOOTBALL CLUB INC.	67
NORTH WARD JUNIOR RUGBY CLUB INC.	186
NORTH WARD OLD BOYS	150
ROSS RIVER REDSKINS RUGBY FOOTBALL CLUB INC.	126
TEACHERS WEST RUGBY UNION FOOTBALL CLUB INCORPORATED	339
TOWNSVILLE GRAMMAR RUGBY UNION CLUB	117
WESTERN SUBURBS RUGBY UNION CLUB INCORPORATED	95
Total	2016

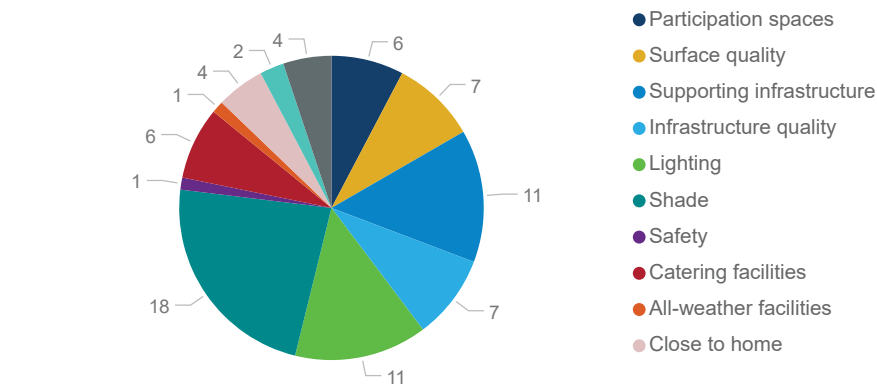
New Spaces Required



Improvements (Club)



Improvements (Public)



Participation Spaces

Club name	Primary facility	LRA	Use per week (hours)	No. spaces	Description	Lit	Irrigated	Provisioning ratio spaces	Data source	Development potential	Provision increase	Development timeframe
BROTHERS RUGBY UNION CLUB (TOWNSVILLE) INC	Ignatius Park College	3	12	3.00	Field/s	3.00	3.00	3.00	Club survey		0.00	
JAMES COOK UNIVERSITY OF NORTH QUEENSLAND RUGBY UNION FOOTBALL CLUB INC.	James Cook University	11	12	1.00	Field/s	1.00	1.00	1.00	Club survey		0.00	
NORTH WARD OLD BOYS	Townsville Sports Reserve	1	9	1.00	Field/s	1.00	1.00	1.00	Club survey		0.00	
TEACHERS WEST RUGBY UNION FOOTBALL CLUB INCORPORATED	Warrina Park	3	18	2.00	Field/s	1.00	2.00	1.66	Club survey / Stocktake	Add lighing	0.34	2021
Total			51	7.00		6.00	7.00	6.66			0.34	

Leases

Purpose of lease / licence	Park name	LRA	Lease type	Lease term
Clubhouse / Toilet Block	Warrina Park	3	LEASE	10 Years
Rugby Union Fields	Warrina Park	3	LICENCE	10 Years

Buildings

Park name	LRA	Building no.	Building description
-----------	-----	--------------	----------------------

Prioritised Projects (Club Survey)

Club name	Other clubs to benefit from project	Primary facility	LRA	Priority project
BROTHERS RUGBY UNION CLUB (TOWNSVILLE) INC		Ignatius Park College	3	Construction of clubhouse and change rooms; field lighting upgrade;
NORTH WARD OLD BOYS		Townsville Sports Reserve	1	Potential co-location with another club;
TEACHERS WEST RUGBY UNION FOOTBALL CLUB INCORPORATED		Warrina Park	3	New change rooms; feld lighting (LED upgrade);

Suggested New Spaces

Park name	LRA	Additional provision	Development timeframe
TBD	10	3.00	2021
Future park (Sanctum)	7	1.00	2031
Total		4.00	



12. Tennis

Townsville Participation



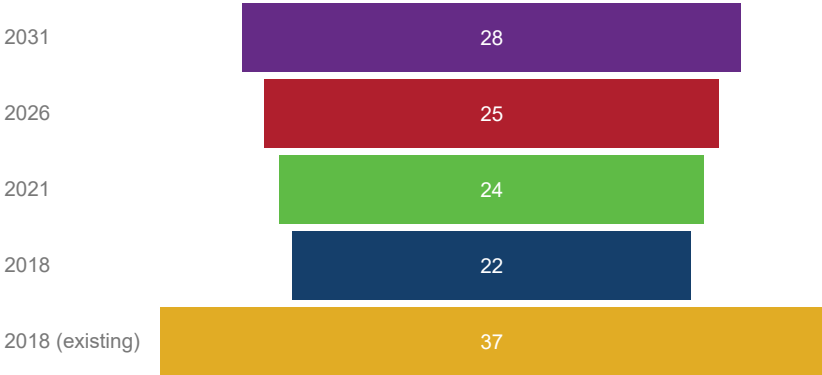
National Participation



Provisioning



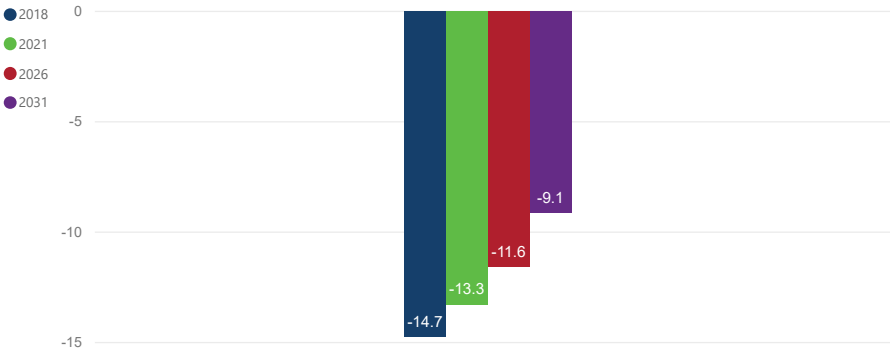
Required Participation Spaces



Club List

Club name	Total participation (2018)
CLEVELAND TENNIS CLUB INC.	38
KALYND A CHASE PTY LTD	79
NORTH'S TENNIS CLUB INC.	40
TENNIS TOWNSVILLE INC.	506
WESTERN SUBURBS TENNIS CLUB INC.	369
Total	1032

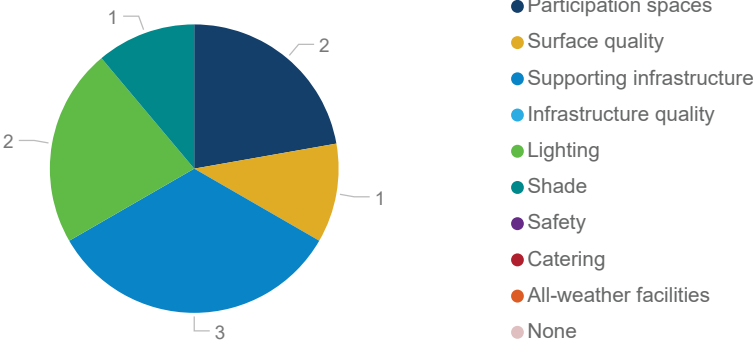
New Spaces Required



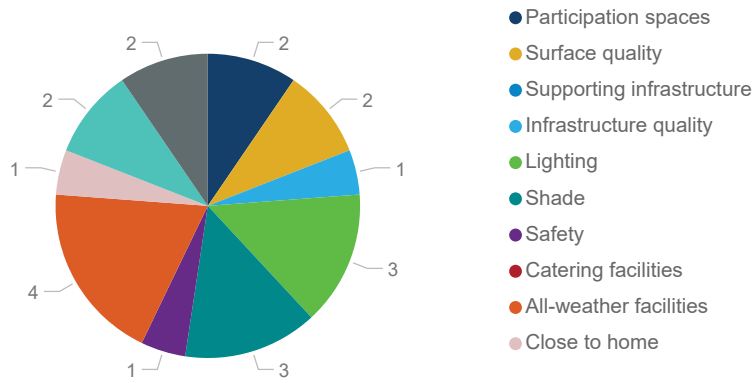
Participation Spaces

Club name	Primary facility	LRA	Use per week (hours)	No. spaces	Description	Lit	Irrigated	Provisioning ratio spaces	Data source	Development potential
CLEVELAND TENNIS CLUB INC.	Queens Park	1	120	2.00	Court/s	2.00	0.00	2.00	Club survey / Stocktake	
JAMES COOK UNIVERSITY	James Cook University	11		6.00	Court/s	6.00			Stock take	
KALYND A CHASE PTY LTD	Kalynda Chase Tennis Centre	6	100	10.00	Court/s	10.00	0.00	10.00	Club survey	
NORTH'S TENNIS CLUB INC.	Queens Park	1	20	2.00	Court/s	0.00	0.00	1.32	Club survey / Stocktake	
THE TOWNSVILLE TENNIS CLUB INC	Townsville Regional Tennis Centre	1		16.00	Court/s	15.00		15.66	Stock take	
UNTENANTED	Duggan Plains Park	12		1.00	Court/s	1.00			Stock take	
UNTENANTED	Lakeside Park	5		1.00	Court/s				Stock take	
UNTENANTED	Rupertswood Park	6		2.00	Court/s	2.00			Stock take	
WESTERN SUBURBS TENNIS CLUB INC.	Heatley Park	3	158	8.00	Court/s	8.00	0.00	8.00	Stock take	
Total			398	48.00		44.00	0.00	36.98		

Improvements (Club)



Improvements (Public)



Leases

Purpose of lease / licence	Park name	LRA	Lease type	Lease term
Clubhouse	Heatley Park	3	LEASE	10 Years
Tennis Courts	Heatley Park	3	LEASE	10 Years
Tennis Courts / Clubhouse	Kalynda Chase Tennis Centre	6	LEASE	
Clubhouse / Tennis Courts	Queens Park	1	LEASE	10 Years

Buildings

Park name	LRA	Building no.	Building description
Heatley Park	3	1	Clubhouse/Tennis Courts
Queens Park	1	2	Clubhouse/Tennis Courts
Queens Park	1	4	Clubhouse/Tennis Courts

Prioritised Projects (Club Survey)

Club name	Other clubs to benefit from project	Primary facility	LRA	Priority project
KALYND A CHASE PTY LTD		Kalynda Chase Tennis Centre	6	Shade;
THE TOWNSVILLE TENNIS CLUB INC	Regional centre (all local tennis clubs)	Townsville Regional Tennis Centre	1	Clubhouse upgrade;
WESTERN SUBURBS TENNIS CLUB INC.		Heatley Park	3	Clubhouse upgrade;

Suggested New Spaces

Park name	LRA	Additional provision	Development timeframe
-----------	-----	----------------------	-----------------------



13. Touch Football

Townsville Participation



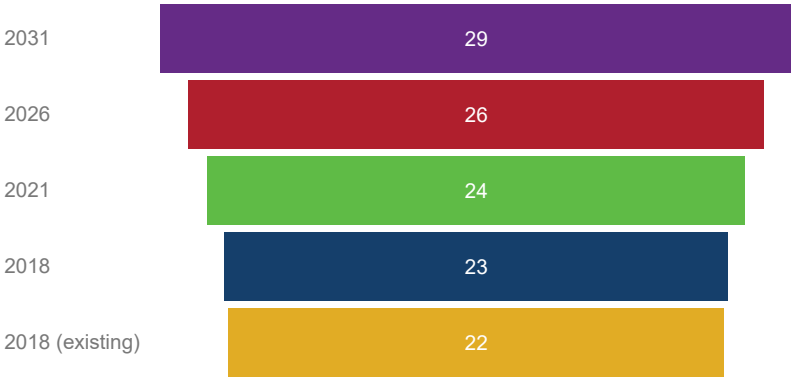
National Participation



Provisioning



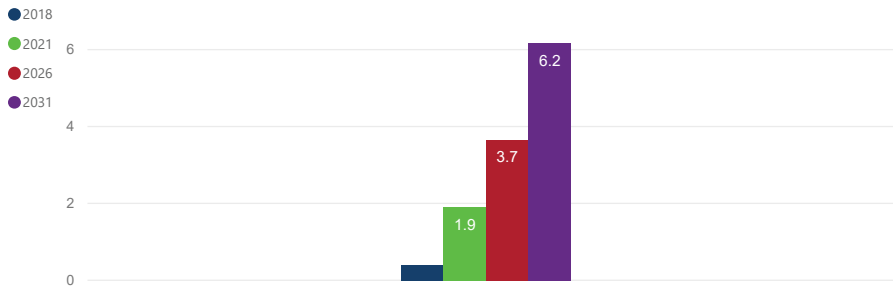
Required Participation Spaces



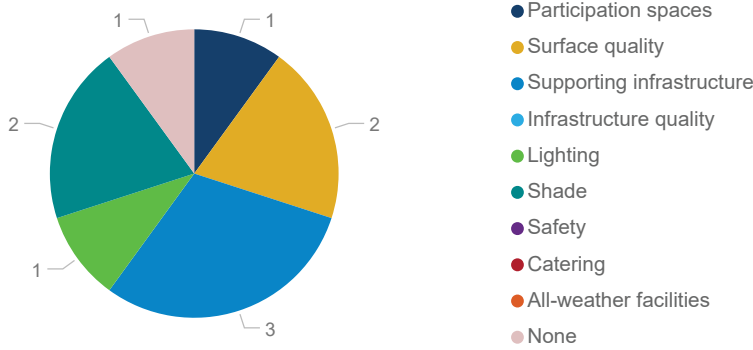
Club List

Club name	Total participation (2018)
BROTHERS TOUCH CLUB TOWNSVILLE INC.	363
Cash Comp (Seniors)	0
CROCS TOUCH CLUB INC.	257
FROGS TOUCH CLUB INCORPORATED	387
Happy Touch All Abilities (IA57578)	67
JOTS-TIGERS TOUCH CLUB INCORPORATED	161
Non Club Competitions (Seniors)	986
REDSKINS TOUCH CLUB INC.	618
RUM RUNNERS TOUCH CLUB INCORPORATED	343
SHARKS JUNIOR TOUCH TOWNSVILLE INC	612
THURINGOWA TOUCH ASSOCIATION INCORPORATED	0
Townsville Touch Referees Assn Inc. (Seniors) (IA14423)	206
Total	4000

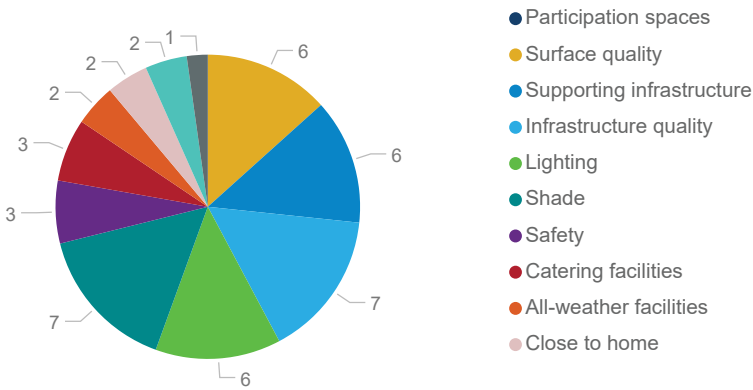
New Spaces Required



Improvements (Club)



Improvements (Public)



Participation Spaces

Club name	Primary facility	LRA	Use per week (hours)	No. spaces	Description	Lit	Irrigated	Provisioning ratio spaces	Data source	Development potential	Provision increase	Timeframe
FROGS TOUCH CLUB INCORPORATED	Cranbrook Park	3	16	2.00	Field/s	2.00	2.00	2.00	Club survey / Stocktake			
JOTS-TIGERS TOUCH CLUB INCORPORATED	Queens Park	1	4	3.00	Field/s	3.00	3.00		Club survey / Stocktake			
SHARKS SPORTING CLUB TOWNSVILLE INC.	Queens Park	1	4	4.00	Field/s	8.00	8.00		Club survey / Stocktake			
TOWNSVILLE CASTLE HILL TOUCH ASSOCIATION INCORPORATED	Queens Park	1	60	12.00	Field/s	10.00	12.00	11.32	Club survey / Stocktake	Add and upgrade lighting	0.68	2021
CROCS TOUCH CLUB INC.	Heatley Park	3	4	3.00	Field/s	2.00	2.00	2.50	Club survey / Stocktake	Remove concrete cricket pitch, Add/upgrade lighting	0.50	2021
BROTHERS TOUCH CLUB TOWNSVILLE INC.	Ignatius Park College	3		4.00	Field/s	2.00	4.00	3.32	Draft feedback			
RUM RUNNERS TOUCH CLUB INCORPORATED	Joe Kirwan Park	5		2.00	Field/s	0.00	2.00	1.33	Stock take	Add lighting	0.67	2021
REDSKINS TOUCH CLUB INC.	Greenwood Park	5		2.00	Field/s	2.00	2.00	1.00	Stock take	Shared		
THURINGOWA TOUCH ASSOCIATION INCORPORATED	Greenwood Park	5		2.00	Field/s	2.00	2.00	1.00	Stock take	Shared		
Total			88	34.00		31.00	37.00	22.47			1.85	

Prioritised Projects (Club Survey)

Club name	Other clubs to benefit from project	Primary facility	LRA	Priority project
CROCS TOUCH CLUB INC.		Heatley Park	3	Field lighting; LED upgrade;
JOTS-TIGERS TOUCH CLUB INCORPORATED		Queens Park		Storage;

Leases

Purpose of lease / licence	Park name	LRA	Lease type	Lease term
Touch Football fields	Cranbrook Park	3	LICENCE	8 Years
Touch Football fields	Greenwood Park	5	LICENCE	10 Years
Touch Football fields	Greenwood Park	5	LICENCE	5 Years
Touch Football fields	Heatley Park	3	LICENCE	8 Years
Football Fields	Joe Kirwan Park	5	LICENCE	5 Years
Clubhouse	Queens Park	1	LEASE	10 Years
Touch Football fields	Queens Park	1	LICENCE	5 Years

Buildings

Park name	LRA	Building no.	Building description
Queens Park	1	33	Clubhouse

Suggested New Spaces

Park name	LRA	Additional provision	Development timeframe
New park land (Elliot Springs - D1)	12	2.00	2021
New park land (Elliot Springs - D1)	12	2.00	2026
New park land (Elliot Springs - D1)	12	1.00	2031
Total		5.00	

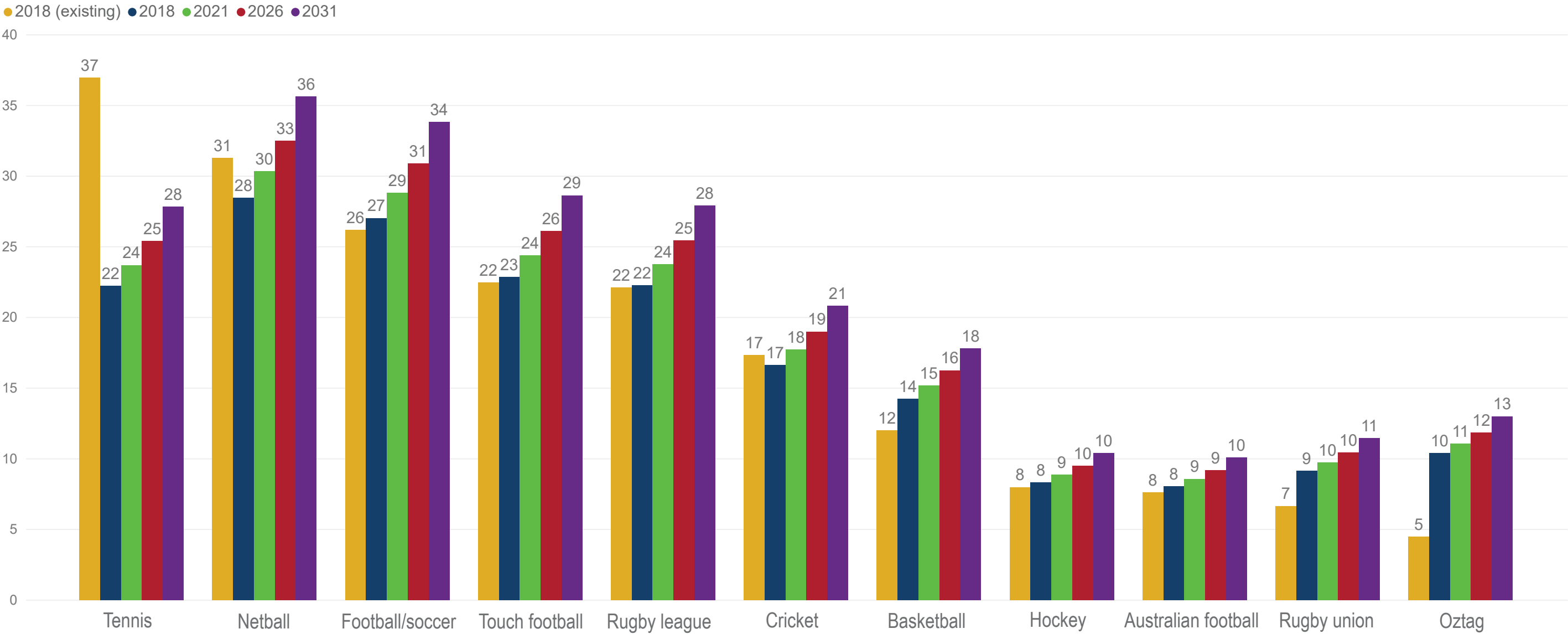


# 14. Townsville’s Top 11 Sports Summary

The following graph summarises the current number of ‘1’ participation spaces for each of the Top 11 sports, together with the total number of participation spaces required to meet current and projected future demand.

The gold bars show the current number of ‘1’ participation spaces for each sport and the blue bars show the number of participation spaces required to meet 2018 demand, according to the established provisioning ratios and the 2018 Townsville City population. The green, red and purple bars then display the number of participation spaces required to meet future demand in 2021, 2026 and 2031 respectively, based on Townsville City’s population projections.

Participation Spaces - Supply and Demand for the Top 11

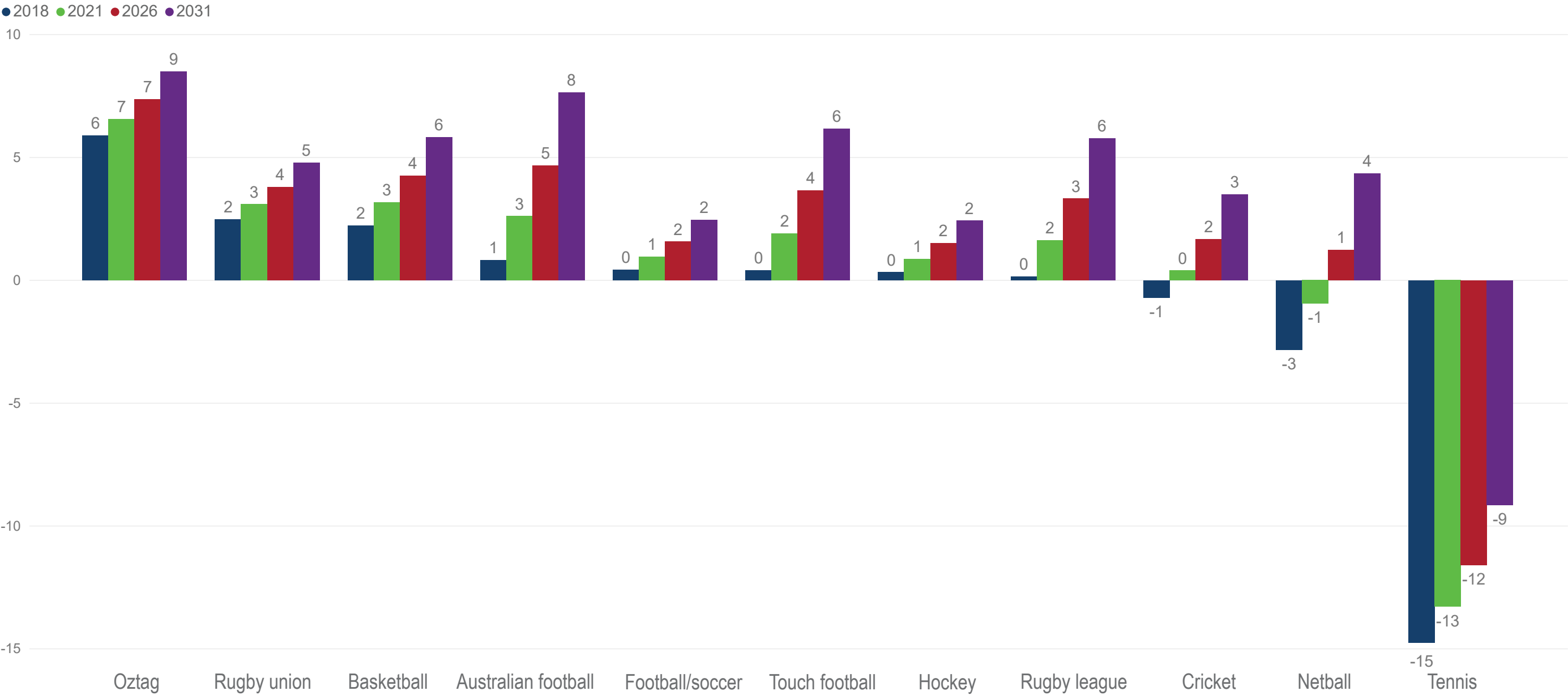




The graph below shows the number of additional ‘1’ participation spaces required immediately (2018), by 2021, by 2026 and by 2031 (in blue, green, red and purple respectively) to meet the facility demand shown in the graph above. Negative numbers on the graph (for cricket, netball and tennis) indicate a current oversupply according to the established provisioning ratios. Note that the oversupply of participation spaces reduces as the population is projected to increase.

Note that the numbers of existing spaces and required spaces shown in each graph have been rounded to the nearest whole number, hence some variance between each graph.

Participation Spaces Required for the Top 11





Many of the additional participation spaces required could be provided by further embellishing existing spaces, to increase the contribution towards Townsville’s facility network made by spaces that are currently underdeveloped (that is, those that have been calculated only as a fraction of ‘1’ participation space). This includes installing new or better lighting, or irrigating grass surfaces to increase the capacity of the participation spaces, as detailed for each sport throughout this Part C.

The graph below shows a breakdown of how the number of participation spaces required for each sport to 2031 could be met. The blue portion of each bar displays the number of participation spaces able to be delivered by embellishing existing facilities. The green portion of each bar in the graph displays the number of new spaces required to meet facility demand by 2031. New spaces may comprise a combination of new fields or courts in parks that are yet to be developed, the development of fields or courts in existing parks where space allows, and the reallocation of underutilised or untenanted spaces, including some that are currently only used for public recreation.

Note that the graph below only includes sports for which a future demand has been identified. Sports with an oversupply of facilities, according to the established provisioning ratios, have not been included.

Details of development potential for each sport and suggested new spaces are included for each sport throughout this Part C.

Embellished and New Participation Spaces Required to Meet Demand

