

THE PERCIVALS 2020

22 MAY– 19 JULY

INTERACTIVE GUIDE



THE PERCIVALS 2020

22 MAY - 19 JULY

INTERACTIVE GUIDE

The Percivals are nationally recognised portraiture exhibitions which include the *Percival Portrait Painting Prize* and the *Percival Photographic Portrait Prize*. Entries in both the painting and photographic exhibitions are open to all local, national, and international artists. The entries received are greatly varied, including both digital and film photography, and acrylic, oil, and watercolour paint, which incorporate portraiture in its myriad of forms.

The Percivals aims to promote excellence within the genre of portraiture.

This year ***The Percivals*** has gone virtual. View the virtual tour now on our **website**.

Hyperrealism vs Abstraction

Photorealism is characterised by detail, precision, and clarity, with artists striving to create artworks that look photographic and as lifelike as possible. Born out of photorealism, hyperrealism focuses on high fidelity realism, while exploring emotion and narratives further than photorealism.

In contrast, **Abstraction** does not attempt to represent an accurate picture of reality, but instead focuses on shapes, colours, marks, movement, and forms to communicate feeling.

ACTIVITY

Find an example of an abstract work and an example of a hyperrealistic work in the virtual tour.

- How does each portrait communicate about the sitter?
- How are these different techniques successful?
- Which technique do you prefer and why?

Image Top Right:

Jandamarra Cadd
Painting Nova 2019
Oil on canvas, 150 x 150 cm

Image Bottom Right:

Rehgan De Mather
Self Portrait as all the F's 2020
Acrylic, spray enamel and oil stick on canvas, 175 x 195 cm



Become a Judge

On your own or working together with friends, choose a winning artwork. What criteria will you use to decide on the best artwork? Record your winner and justification below.

Title

Artist

Remember to have your say in the People's Choice Award!

Will you vote for the artwork your group selected?

Find more information at the end of this guide.

Criteria

-
-
-
-
-
-

Setting

Some artists choose to use detailed environments in the background of their portraits while others choose a plain background. You can learn about a subject from their environment, picking up clues about their character. With plain backgrounds, limited information is given to interpret the sitter, and instead you are led to focus on other aspects such as expression, pose, and gaze.

ACTIVITY

Find two artworks in the virtual tour with different backgrounds.

Compare these artworks:

- What does your eye focus on in each work?
- What do the background choices tell you about the subject?
- What mood or feeling does each portrait evoke?

Image Top Right:

Janet Tavener

Ben & Saki 2019

Digital print on Canson Baryta Prestige, 120 x 87 cm

Image Bottom Right:

Ross Calia

Ella Havelka - Wiradjuri Ballerina 2019


Archival inkjet and clearmount acrylic, 75 x 75 cm



Drawing Activity 1

Ask a friend or family member to select an artwork in the virtual tour. Without any knowledge of the selected artwork, have your friend or family member describe the artwork to you while you draw exactly what is described in the space below. Feel free to ask your partner questions about the artwork as you draw.


When finished, view the selected artwork. How is your drawing similar? How is it different? Did you find this process easy or difficult and why? Swap roles and select an artwork for your partner to draw and complete the process again.



Drawing Activity 2

With a friend or family member, from a comfortable distance or through video chat, sit or stand facing each other. Draw each other simultaneously without looking at your paper. Focus on details and placement on the page.

When finished, have a look at your completed portrait. Which details of your sitter did you choose to highlight? Ask your partner to view their portrait. Which details did they choose to include?



Get Involved in The Percivals

VIRTUAL TOUR

Visit our website to view the exhibitions in our virtual tour! Virtually walk through the Gallery and respond to prompts in this guide.

Start the Virtual Tour [here](#)!

PEOPLE'S CHOICE AWARD

Have your say! Make sure to vote for your favourite Percivals work in the People's Choice Award.

Cast your vote [here](#).

Voting closed 11:59pm Thursday 16 July 2020.

SOCIAL MEDIA

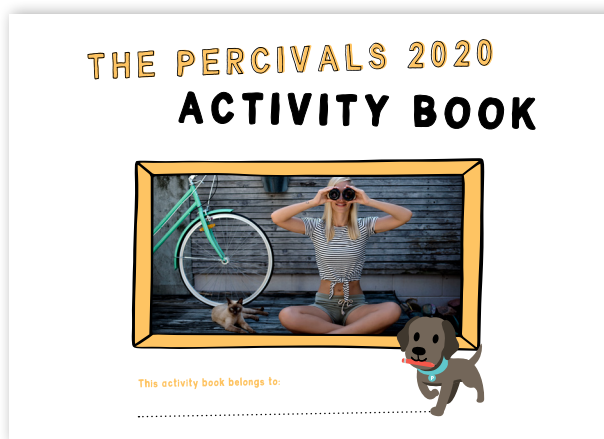
  TownsvilleCityGalleries

 townsville.qld.gov.au/percivals

ACTIVITY BOOK

Download the FREE *Percivals* Activity Book, designed especially for kids! Dive into some fun activities now!

Download your copy [here](#).



ONLINE WORKSHOPS

Get involved with a wide range of public programming for both children and adults.

Follow us on social media to stay updated!

Townsville City Council acknowledges the Traditional Owners and Custodians of Townsville – the **Wulgurukaba** of **Gurambilbarra** and **Yunbenun**; and **Bindal** people.

We pay our respects to their cultures, their ancestors and their Elders – past and present – and all future generations.

Image Front Cover:

Chelsea Gustafsson

SelfPortrait [detail] 2016

Acrylic and oil on board, 43 x 33 cm

Finalist in the *Percival Portrait Painting Prize* 2018

Perc Tucker Regional Gallery, Townsville



Perc Tucker Regional Gallery
Cnr Denham and Flinders St
Townsville QLD 4810

 (07) 4727 9011
 ptrg@townsville.qld.gov.au
 townsville.qld.gov.au/percivals
 Townsville City Galleries
 TownsvilleCityGalleries