

56 Great Ideas for Connecting with your Neighbours

1. Roaming Gnome

This is a street gnome that roams the street. If the gnome ends up in your yard it is your turn to relocate him in the neighbourhood. You might even dress him up in different themes and get local kids to look out for him.



2. Street Library

Use a recycled cabinet and put it in the front corner of someone's property for leaving/sharing books. Look at streetlibrary.org.au for inspiration.



4. Photography Competition

Invite neighbours to take photos of the things they love about their street. Exhibit the photos in the street and request a donated prize from a local business. Host a celebration for the photography competition.

3. Walking School Bus

If your street is within walking distance of the local school, gather parents and kids from your neighbourhood to walk to school as a group, creating a walking school bus.



5. Dress up your Verandah

Decorate your front verandah and post it on Instagram. Check out your neighbours' decorations and start conversations about them. Put the challenge out to others via your community social media groups.

6. Selfie Booth

Set up a marquee with simple props and invite neighbours to come and use the "selfie booth". Ask them to share the photos on the street's social media pages.



7. Fairy Lights

Put fairy lights in trees in your front yard and invite your neighbours to do the same. You can even host a get together under the lights once they are up.

10. Street Cricket

Host a game of cricket in yours and your neighbours' front yards. Invite all the children and parents to get involved.




9. Dress up your Letter Box

Have a street project to dress up letterboxes around different themes – Halloween, Christmas, Harmony Week, etc. Walk the streets with your neighbours to look at the creative projects.

8. Car Washing Day

Set up an area for the children in the street to wash the neighbours' cars. Kids create a flyer to promote and letterbox drop to invite people along.



11. Birthday Party for your Street

Have a birthday party for your street. It does not have to be a true date, just choose a date and each year that date becomes your street's birthday. Celebrate with a children's style birthday party in the street, in a park or on the front lawn.



12. Walking Group

Start a street walking group – with or without dogs, where children in prams and on bikes are welcome. Set a regular time each week to talk and walk.

13. Community Project

Develop a community project for your whole street. For example, build bird feeders for the trees in your street, a street library or a street seat.



14. Street Christmas Tree

Decorate a significant tree in your street and dedicate it to be a Street Christmas Tree. Have an event to decorate the tree with neighbours.



15. Roaming Morning Tea

Get together with your neighbours and plan a roaming morning tea for each month, with a different neighbour hosting each month. Everyone brings a plate of food to share.

16. Local Long Table Lunch

Invite every house on your street and ask them to bring a plate. Or consider a progressive lunch!

19. BBQ

Make a regular time for a barbeque in the park and whoever is free comes along.

18. Group Meals

Put a call out to people who like to eat with company and take in turns preparing meals and sharing or eating together.



17. Cake Bake-Off



Have a street competition to showcase your neighbour's best baking efforts. Invite a local café owner or street celebrity to judge and celebrate over afternoon tea.

20. Book Club



Start a book club by inviting your neighbours along for an afternoon tea. Take turns choosing a book to read. Meet as often as suits you and your neighbours.

21. Culture Nights

Celebrate your street's diverse cultural mix through local gatherings across the year. Get together with your neighbours from different backgrounds and plan a shared meal, traditional music or a cultural performance.

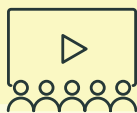
22. Walking Tour

If a resident knows about the history of your area, they can lead a walking tour for all the newer residents.



25. Front Yard Movie Night

Set up the TV, or projector if someone has one, set up chairs and blankets, make popcorn and have a family movie night. Families can bring a picnic dinner, drinks and snacks.



24. Be Visible

Walk more, relax on a front porch or garden open to the street so that you get to interact more with your neighbours. Make the first move and say hello!

23. House Concerts

Gather your talented musicians, singers or poets for performance nights in each other backyards or homes. BYO drinks and shared food.

26. Footpath Chalk Drawings

Get some boxes of chalk and ask your neighbours and their children to decorate your street footpaths with images and welcoming messages. Extend the activity by having a street art competition.

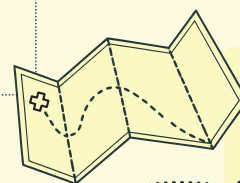
27. Create a Parents Group

Make a regular time for parents and kids to meet at the park to play games together.



28. Treasure Hunt

Organise a street treasure hunt – finish with a BBQ.



29. DIY Mud Kitchen

Children love mud kitchens. Set up a mud kitchen in the front yard and invite the neighbours to bring their children to play in it. Parents can have a cuppa together while the children play.



30. Weekly 'Happy Hour'

Whoever is free drops in to say hello at a designated house or front porch. This may or may not include having a drink – it's more about being social!

31. Front Yard Sport Viewing

Bring the TV into the front yard and neighbours come together to watch the match. Everyone brings their own refreshments.

32. Ice Cream Party

Organise a street ice-cream party. Each household brings a different flavour tub of ice-cream to share.

35. Movie Night

Set up the TV, or projector if someone has one, set up chairs and blankets, make popcorn and have a family movie night. Families can bring a picnic dinner, drinks and snacks.



34. Story Time

Hold a Rhyme time or Storytime in your front yard. Invite your neighbours through a letterbox drop. Neighbours can take turns in running each one.



33. Street Cubby Building Day

Bring local children together to build a cubby or visit each other's cubby houses. Keep it simple; think cardboard boxes and recycled materials!

36. Stargazing Night

Bring your children out into the street or front yards to do stargazing. This will work best if the house lights are off to reduce light pollution. Neighbours with binoculars or telescopes can bring them along.



37. Random Acts of Kindness

Encourage your children to do random acts of kindness for others in the street particularly the elderly, those who live on their own or new residents.

38. Talent Show

Invite your neighbours around to bring their talent, whether this is a musical instrument, magic trick or other hidden talent!



41. Lego Building

Put a blanket and some boxes of Lego in the front yard and invite the neighbours to come and build. Remember, no one is ever too old to build with Lego so don't just invite neighbours with children.

40. Hello Cards

Children can create a hello card and put it in a neighbour's letterboxes. Each household with children creates them for different houses, particularly for residents who do not have children or live on their own.

39. Homework Club

Start a homework club where children can do their homework together and help each other. Invite neighbours to be involved. Include neighbours without children as they may enjoy helping the children in ways such as listening to them read.



42. Create a Dog Walking Group

With other dog owners in the street and plan dog walks together.




43. Clothing Swap

Have a clothes / household stuff swap and donate what's left to an op shop.

44. Stop and Chat

When you see your neighbours, ask their name and get to know them.



45. Plant a Lemon Tree

Plant a lemon tree for your street to share! Lemons are the go-to produce someone can always make use of. A great street resource!



46. Start a Choir

A community choir lets anyone in – no need to be able to sing, it's all about having fun! The choir might be as simple as singing in each other's homes or, as confidence builds, consider a neighbourhood performance.



47. Card Games

Invite your neighbours to a street card game. Set up a table in the front yard or a park and invite neighbours to come along and play some cards.

48. Share or Swap Produce

If you grow more than you need, share or swap fruit, herbs or veggies!



49. Gardening Workshop

Some Bunnings stores will host free community garden workshops for groups. You can learn tips and tricks for DIY or gardening, and you invite all your neighbour to get involved.

50. Support Local Businesses

For meeting with neighbours – this provides a place to meet and encourages people to support their local businesses.

51. Share Contact Details

Give your number to neighbours, particularly those who are elderly, in case they need a hand and check in on them – phone or visit – in a heatwave, disaster or if the power goes out.

52. Garage Sale

Invite all your neighbours to come together for a combined garage sale on the same day.

53. Buy Food in Bulk

Buy food in bulk with neighbours to save money and reduce packaging.

55. Social Media

Create a closed street Facebook, Instagram or WhatsApp group. Invite your neighbours to join via a letterbox drop. Use the group to share ideas, swap items or services and generally support each other.



54. Sharing List

Share a list of everything you are happy to share with your neighbours (tools, recipes, skills, advice, help with specific things) along with your requests and then call on neighbours to help when you need it.



This resource was built on the legacy of Neighbourhood Connect's decade of fostering community connections.

