


Northern Fringe Festival bunting

INSTRUCTIONS



- Step 1. Print out the bunting template as many times as you want (each page equals about a metre of bunting).
- Step 2. Cut around each flag.
- Step 3. Tape the blank side of the flags to a length of string along the dotted line. Leave a 10cm space between each flag.
- Step 4. Fold over the back flap along the dotted line and tape down.
- Step 5. Hang the bunting to show your excitement and support for the Northern Fringe Festival.




fringe NORTHERN
FESTIVAL




fringe NORTHERN
FESTIVAL



fringe
NORTHERN
FESTIVAL



fringe
NORTHERN
FESTIVAL



fringe
NORTHERN
FESTIVAL

